



9121D/S Disc Memory Operator's Manual

Hewlett-Packard Greeley Division
3404 East Harmony Road, Fort Collins, Colorado 80525
(For Worldwide Sales and Service Offices see back of manual.)
Copyright by Hewlett-Packard Company, 1982

HP Computer Museum
www.hpmuseum.net

For research and education purposes only.

Table of Contents

Chapter 1: General Description

Introduction	1
Technical Specifications	2

Chapter 2: Installation

Equipment Supplied	5
Unpacking Your HP 9121D/S Disc Memory.....	5
Configuring Power.....	6
Interfacing to Your System.....	7

Chapter 3: System Operation

Flexible Disc Usage and Handling	11
Write Protect Error on Initialization	16
Media Monitor	16
Controls and Indicators.....	17
Applying Power	18
Loading the Flexible Disc	18
Flexible Disc Structure	19
Basic System Operation	19
Data Errors.....	19
Selftest	19

Chapter 4: Maintenance and Service

Maintenance.....	23
Service	24
Warranty.....	24
Cleaning the Case	24
Sales & Service Listings	25

Chapter 1


General Description

- Introduction
- Technical Specifications

Introduction

The HP 9121D/S Disc Memories (Figures 1-1) are random access data storage devices. The HP 9121S contains a single 3 1/2-inch disc drive providing 286.72 Kbytes of storage capacity. The HP 9121D contains two 3 1/2-inch disc drives providing a total storage capacity of 573.44 Kbytes.

The 9121D/S Drives have been designed to emulate the HP 82900 Series Disc Drives. The 82900s are HP's 5 1/4-inch Flexible Disc Drives. Thus, HP computers that support the 82900 Flexible Disc Drives will support the 9121D/S. Refer to the Mass Storage Manual of your computer for programming information for the HP 82900 5 1/4-inch Flexible Disc Drive.



HP 9121D



HP 9121S

Figure 1-1. HP 9121D/S Flexible Disc Memories

Technical Specifications

Listed next are the electrical and physical specifications for the HP 9121D/S disc memories.

	HP 9121S	HP 9121D
Number of drives	1	2
Net Weight	3.6kg (8.5 lbs)	4.5 kg (10 lbs)
Height	76 mm (2.99 in.)	
Depth	285 mm (11.2 in.)	
Width	325 mm (12.8 in.)	

Interface HP-IB

HP Double Density Format

Encoding:	MFM
Rotational Speed:	600 RPM
Bit Density @ 600 RPM:	Track 69 (Inside track) 7610 BPI
Track Density:	135 tracks per inch
Tracks per Surface:	70
Surfaces used per disc:	1

Capacity

Bytes/Sector:	256
Sectors/Track:	16
Tracks:	70
Bytes/Drive (Formatted):	286.72 Kbytes

NOTE

All of HP's computers spare 4 complete tracks. This reduces the useable user space to 256*16*66 (bytes/sector times sector/track times unspared tracks). This total equals 270.34 Kbytes. Additionally, directories further reduce useable user space. This, as implemented by HP, generally takes track 0. Actual useable space then is somewhere less than 270.34 Kbytes.

Access Time

Track-to-Track Seek:	15 ms/track, plus 20 ms settling
Maximum Track-to-Track Seek (70 tracks):	1070 ms
Average Track-to-Track:	370 ms
Maximum Rotational Latency:	100 ms
Average Rotational Latency:	50 ms
Spindle Motor on time:	1 s
Maximum Data Access Time (Seek plus Latency plus Motor on time):	2.175 s
Average Data Access Time:	420 ms

Data Transfer Rates:

Interleave	Burst Rate (1) (bytes/sec)	Avg. Transfer Rate (2) (bytes/sec)
1	3.2K	2.6K
2	76.9K	17.1K
3	40.8K	12.1K
4	20.6K	9.3K
5	14.8K	7.6K
6	11.6K	6.4K
7	9.5K	5.5K
8	7.0K	4.8K
9	6.2K	4.3K
10	5.5K	3.9K
11	5.0K	3.5K
12	4.2K	3.2K
13	3.9K	3.0K
14	3.6K	2.8K
15	3.4K	2.6K

Maximum burst transfer rate of the 9121D/S is 64.5 Kbytes/s for writing and 67 Kbytes/s for reading. This is the capability of the 9121D/S. Your system transfer may vary due to your controller.

- (1) Minimum average burst rate required to utilize this interleave efficiently without introducing extra disc rotational latencies.
- (2) Average data rate for a multiple-track read or write.

Power Requirements

86-125 volts or 195-250 volts @ 67 watts RMS (94 voltamps)

50-60 Hertz

Fuse 1A, 250 for 115V setting

.5A 250 for 230V setting

Environmental Specs**Operating Limits**

Temperature:	10° C to 45° C (50° F to 115° F)
Humidity:	20 to 80% with maximum wet bulb temperature (non-condensing) not to exceed 29° C (85 F).
Altitude:	0 to 4572 m (0 to 15 000 ft)

Non-operating Limits**(Storage and Transit)**

Temperature:	-40° C to 60° C (-40° F to 140° F)
Altitude:	-304 to 15240 m (-1000 to 50 000 ft)

NOTE

The flexible disc in the HP 9121D/S Disc Memory is designed for operation in a typical office environment. Use of the equipment in an environment containing dirt, dust, or corrosive substances will cause the flexible disc drives and media life to be drastically reduced.

Chapter 2

Installation

- Equipment Supplied
- Unpacking Your HP 9121D/S Disc Memory
- Configuring Power
- Interfacing to Your System



Equipment Supplied

The following equipment is supplied with each HP 9121D/S disc memory.

Table 2-1. Equipment Supplied

Description	Quantity	HP Part Number
Power Cable	1	Dependent on location (see Chapter 2)
* Operator's Manual	1	09121-90000
Fuse	1 96 to 125VAC 1.0 Amp or 1 195 to 250VAC .5 Amp Dependent on Location	2110-0001 2110-0012

*This manual is available in the following languages:

German – 09121-90006 Spanish – 09121-90008
French – 09121-90007 Italian – 09121-90009

A package of ten discs has been set up as a product. This product is orderable using the 92191A product number.

Unpacking Your HP 9121D/S Disc Memory

Your disc memory was carefully inspected before shipment. Remove the unit from the shipping carton and carefully inspect the unit for any physical damage that may have occurred during shipment. If you find any damage, you should immediately notify your dealer and file a claim with any carriers involved.

CAUTION

THE DISC MEMORY IS A PRECISION INSTRUMENT. MECHANICAL SHOCK CAN MISALIGN THE READ/WRITE HEAD, RESULTING IN READ ERRORS AND/OR DAMAGED DISCS WHETHER THE DISC IS OPERATING OR NOT.

If the disc memory is moved, be careful when picking it up and setting it down.

Carefully repack the disc memory in a shipping carton before transporting it to another site.

NOTE

Evidence of excessive shock will void the warranty.

Please check to insure that you have received all of the standard equipment. If any items are incorrect or missing, please contact the dealer from whom you purchased the unit.

Configuring Power

Setting the Line Voltage Select Switch

The voltage select switch on the rear panel must be set to the nominal line voltage for the area in which it is operating, Figure 2-1 shows the setting for the voltage select switch for the various line voltages.

CAUTION

ALWAYS TURN THE AC POWER SWITCH OFF OR DISCONNECT THE AC LINE CORD BEFORE CHANGING THE LINE VOLTAGE SELECT SWITCH POSITION. CHANGING THE LINE VOLTAGE SELECT SWITCH SETTING WHILE AC POWER IS ON COULD DAMAGE THE DISC MEMORY.

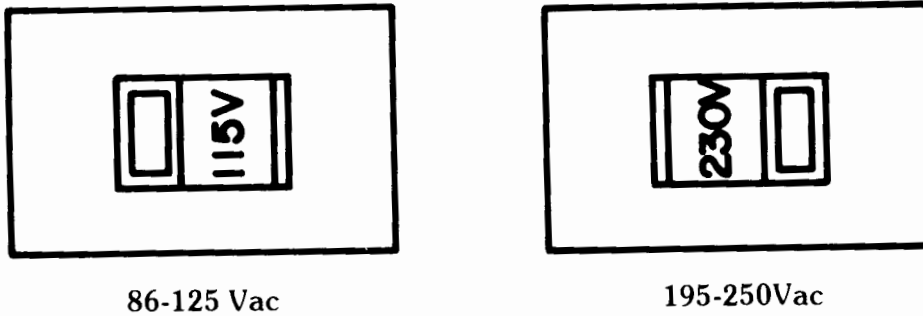


Figure 2-1. Line Voltage Select Switch

Fuses

A different fuse is required for each of the two voltage ranges of 86-125 and 195-250 VAC. Table 2-2 gives the correct fuse ratings and part numbers.

Table 2-2. Fuses

	Voltage Range	Fuse Rating	HP P/N
HP 9121D/S	86-125VAC	1.A 250 VAC-Normal Blow	2110-0001
HP 9121D/S	195-250VAC	.5A 250 VAC-Normal Blow	2110-0012

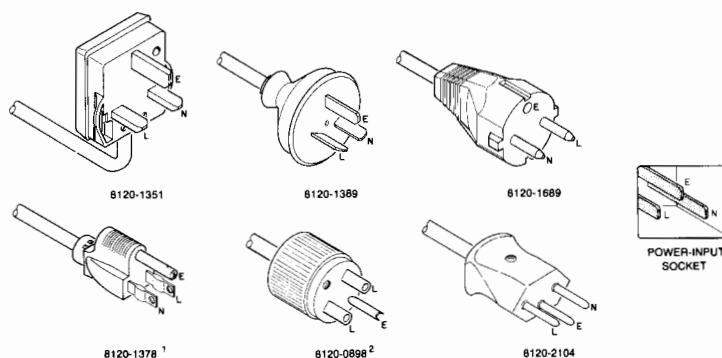
WARNING

ALWAYS DISCONNECT THE DISC MEMORY FROM ANY AC LINE BEFORE CHANGING FUSES.

Power Cords

Power cords supplied by HP have polarities matched to the power input socket on the equipment (Figure 2-2).

- L = Line or active conductor (also called “live” or “hot”)
- N = Neutral or identified conductor
- E = Earth or safety ground



¹UL and CSA approved for use in the United States of America and Canada with equipment set for either 100 or 120 Vac operation.

²UL and CSA approved for use in the United States of America and Canada with equipment set for either 200 or 240 Vac operation.

Figure 2-2. Available Power Cords

WARNING

IF IT IS NECESSARY TO REPLACE THE POWER CORD, THE REPLACEMENT CORD MUST HAVE THE SAME POLARITY AS THE ORIGINAL AS WELL AS THE EARTH OR SAFETY GROUND CONDUCTOR. OTHERWISE, A SAFETY HAZARD MIGHT EXIST IF AN INTERNAL FAILURE OCCURS.

The cord packaged with the equipment depends upon where the equipment is to be delivered.

Interfacing to Your System

The HP-IB Interface

The HP 9121D/S are connected to the computer via the Hewlett-Packard Interface Bus (HP-IB). Refer to the figure below for a list of the HP-IB interface cables used with HP computers.

<u>Length</u>	<u>Accessory Number</u>
1 metre	10833A
2 metres	10833B
4 metres	10833C
.5 metres	10833D




Figure 2-3. HP-IB Interface Cables

HP-IB Interface Restrictions:

1. All the AC line switches must be turned "OFF" when connecting (and disconnecting) devices to your system.
2. The total length of cable permitted in one bus system must be less than or equal to two metres times the number of devices connected together (the interface card is counted as one device).
3. The total length of the cable must not exceed 20 metres. For example, a system containing six devices can be connected together with cables that have a total length less than or equal to 12 metres (six devices x 2m/device = 12 metres). The individual lengths of cable may be distributed in any manner desired as long as the total length does not exceed the allowed maximum. If more than 10 devices are to be connected together, cables shorter than two metres must be used between some of the devices to keep the total cable length less than 20 metres.
4. The maximum number of devices that can be connected together in one bus system is 15.

There are no restrictions to the way cables may be connected together; however, it is recommended that no more than four piggyback connectors be stacked together on one device. The resulting structure could exert enough force on the connector mounting to damage it.

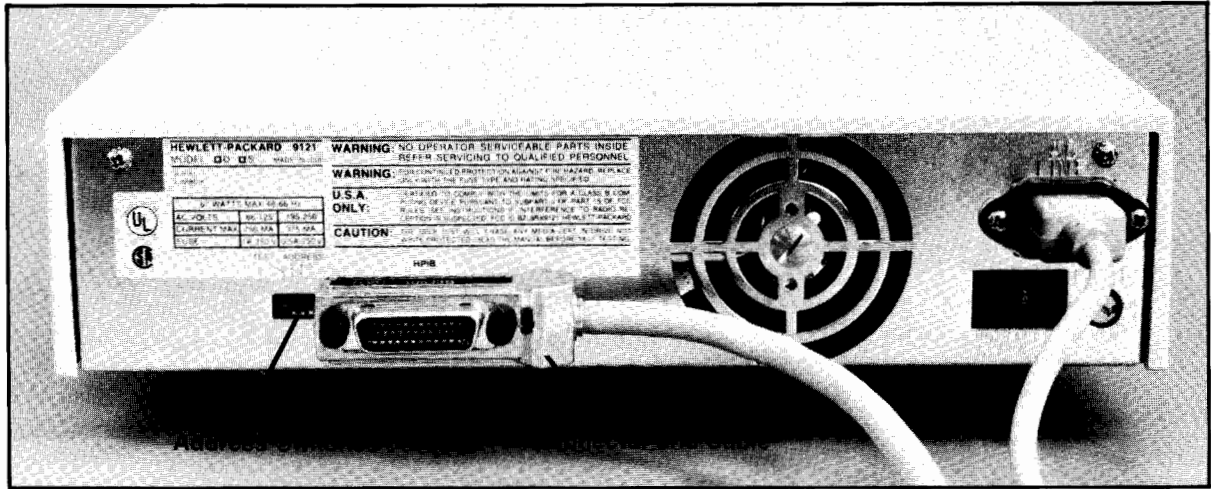


Figure 2-4. Interface Connection

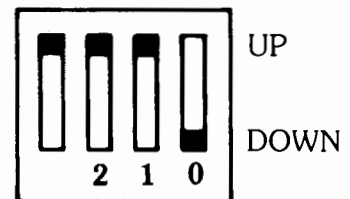
Selecting the Device Address

Each device in an HP-IB system must be set to a unique device address. The 9121D contains two separate drives, but is one device and requires one address. See the mass storage information of your controller for addressing information concerning drive 0 and drive 1. See Figure 2-5 for switch locations.

Prior to setting the device address switches, turn the disc memory AC line switches OFF.

The switches can be set to any one of eight device addresses, ranging from decimal 0 through 7. Refer to Figure 2-5 to set these switches to the desired device address.

Address	Switch Segments			
	2	1	0	
0	**	DOWN	DOWN	DOWN
1	**	DOWN	DOWN	UP
2	**	DOWN	UP	DOWN
3	**	DOWN	UP	UP
4	**	UP	DOWN	DOWN
5	**	UP	DOWN	UP
6	**	UP	UP	DOWN
7	**	UP	UP	UP



** = Selftest - Refer to Chapter 3 for selftest information.

Figure 2-5 . Device Address Switch Setting

Chapter 3

System Operation

- Flexible Disc Usage and Handling
- Media Monitor
- Controls and Indicators
- Applying Power
- Loading the Flexible Disc
- Flexible Disc Structure
- Basic System Operation
- Data Errors
- Selftest
- Helpful Hints

Flexible Disc Usage and Handling

Flexible Disc Media

The removable storage medium used in the HP 9121D/S is a flexible mylar disc coated with a thin layer of magnetic oxide. The disc is enclosed in a protective plastic jacket with a slot for head access to the recording surface. Only the lower side of the flexible disc is used for data storage. The lower side refers to the lower side of the disc as the disc resides in the drive.

Each disc may contain 286 Kbytes of formatted data. Since some storage is used for a directory, the exact amount available for user storage depends upon the controller and the number of files stored. Refer to the appropriate computer mass storage programming or reference manual for details.

Each flexible disc must be initialized before it can be used for data storage. The initialization procedure marks each disc sector, checks for defective tracks, and establishes file directories.

Refer to the mainframe programming or reference manual for the correct initialization procedure.

Write Protect Error on Initialization

A motor speed check is performed when a disc is inserted to be initialized. If the motor speed is on either side of the tolerance allowed, a Write Protect Error is generated and the disc is not initialized. If your drive is operating properly, this indication is one of a defective disc. Discard the disc.

CAUTION

DISC DRIVE PERFORMANCE AND RELIABILITY ARE DEPENDENT ON THE TYPE OF MEDIA USED. DISC DRIVE SPECIFICATIONS CAN BE ASSURED ONLY WHEN USING HP MEDIA. THE USE OF IMPROPER MEDIA CAN RESULT IN PREMATURE DISC FAILURE OR DAMAGE TO THE DISC DRIVE.

ON SOME DISC PRODUCTS, HP MAY QUALIFY OTHER NON-HP MEDIA. WHEN TESTED, THIS MEDIA MET HP SPECIFICATIONS. HOWEVER, HP DOES NOT WARRANT OR SUPPORT THIS MEDIA AND CANNOT CONTROL CHANGES IN ITS SPECIFICATIONS OR QUALITY. THE SELECTION AND USE OF SUCH PRODUCTS IS THE CUSTOMER'S RESPONSIBILITY. HP RESERVED THE RIGHT TO EXCLUDE FROM WARRANTY AND MAINTENANCE AGREEMENT COVERAGE ANY REPAIRS WHICH HP REASONABLY DETERMINES OR BELIEVES WERE CAUSED BY THE USE OF MEDIA NOT PROVIDED BY HP. HP WILL UPON REQUEST PROVIDE SUCH REPAIRS ON A TIME AND MATERIAL BASIS.

WARRANTY AND MAINTENANCE AGREEMENT COVERAGE OF REPAIRS NOT CAUSED BY THE USE OF NON-HP MEDIA IS UNAFFECTED.

Operating Cleanliness

The critical elements involved in the read/write process are shown in Figure 3-1. The read/write head must maintain contact with the disc during read and write operations. Also shown are various types of contaminants and their size relationships. A contaminant particle hard enough and of the right size may scratch the media oxide coating or the head surface. Even if not hard enough to scratch, it may be large enough to lift the head from the surface, causing data errors or damage to the media.

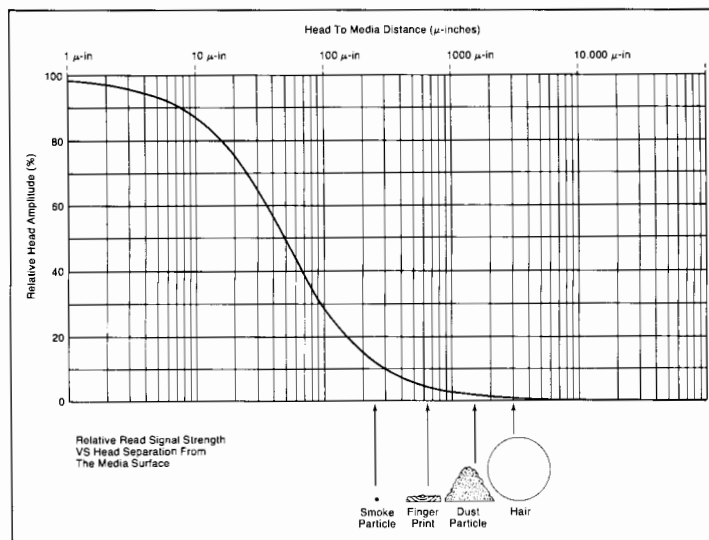


Figure 3-1. Head/Media Critical Requirements

Handling Flexible Disc Media

The flexible disc is basically maintenance free, but it is delicate and **MUST BE HANDLED CAREFULLY**. Remember, the disc contains your valuable data and programs, and should be treated accordingly. A good rule of thumb is to treat your disc as you would a valuable record album. Here are some specific Do's and Don'ts to avoid loss of data or damage to your discs.


EVEN A LITTLE CARELESSNESS IN DISC HANDLING CAN DRAMATICALLY REDUCE THE LIFE OF THE DISC.

Do's

Back Up Discs Frequently

There is always a chance of losing data when mass storage devices are accessed. There are many causes in any computer system - a programming bug, operator error, power failure, or hardware failure. In the case of flexible discs, additional conditions must be considered - media failure from contamination or wearout. **ONE SURE PROTECTION AGAINST DATA LOSS IS FREQUENT BACKUP OF YOUR FILES.**

Slide the Disc Guard Over The Head Window When Not In Use



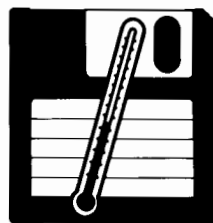
This is the single most important thing to remember about handling your disc because it prolongs disc life by protecting it from dust, finger prints, and scratches. **NEVER ATTEMPT TO BLOW DUST FROM THE DISC.** Between uses discs should be stored upright in a dust free container. The box in which the discs are shipped in, or a similar container, is a good choice.

Operate Your System In A Clean Environment



Airborne contaminants and particles accidentally dropped onto the disc will cause your disc to wear out prematurely and may cause unreliable data storage and retrieval operations. Some of the most common contaminants are **DUST, SMOKE, ASHES, ERASER CRUMBS, and BREADCRUMBS.** **NEVER ATTEMPT TO BLOW SMALL PARTICLES FROM THE DISC.** Chemical vapors may also cause premature wearout.

Maintain Proper Temperature And Humidity



The proper operating range is 10° C (45° F) to 45° C (115° F) and 20% to 80% relative humidity. While temperature is usually easy to control, it may be necessary to make special provisions to keep the humidity in the proper range. Although the disc will continue to operate outside the normal humidity range, it will wear continue to operate outside the normal humidity range, it will wear out more quickly and will have a higher error rate.

Avoid Magnetic Fields




The data is stored on the disc magnetically, and can be erased by an external magnetic field. Avoid placing a disc near power transformers, magnets, large disc memories or motors.

Remove Disc From Drive When Not In Use



Remove the disc completely from the drive when access is not needed for an extended period of time.

Use A Felt Tip Pen To Label Your Disc



Use a soft felt tip pen to label your disc, and be careful to write only in the label area.

Replace Discs Frequently

Although discs are designed to provide many hours of useful life, they will eventually wear out. The life of a disc is VERY dependent on how carefully it is handled and how much it is used.

The following guidelines refer to head/media contact time or the time the front panel LED is on. The terms used here (normally and heavily) also refer to load pad replacement in the maintenance section. A disc used normally (less than 20 minutes a day) should last half a year. A disc that is used heavily (more than 2 hours a day) should not be expected to last more than 2 months. Discs should be replaced whenever they begin to show signs of circular marring. See the following section titled "Media Wear Indication".

Don't**Do Not Touch The Surface Of The Disc**

The thickness of a fingerprint is enough to lift the head off the disc and cause errors. The oils in a fingerprint will also collect dust which can cause a disc to wear out sooner than it normally would.

Do Not Bend Or Fold The Disc

The disc is flexible but will not operate if it is creased. Using ball point pens, rubber bands, paper clips, etc. can crease the disc.

Do Not Try To Clean A Disc

The inside surface of the disc jacket is covered with a special material that cleans the disc as it rotates. Any other method of cleaning may cause solvent damage to the media or scratch the disc, causing loss of data. If a disc becomes dirty or scratched, immediately transfer the data to a new disc and dispose of the old disc.

Disc Description and Write Protect

The micro-flexible disc is enclosed in a rigid plastic shell for extra protection and reduced disc-to-case friction (see Figure 3-2). A metal centering hub ensures rapid and accurate positioning when the disc is inserted in the drive. The disc guard which slides back and forth across the front of the disc protects the recording surface from foreign object contamination.

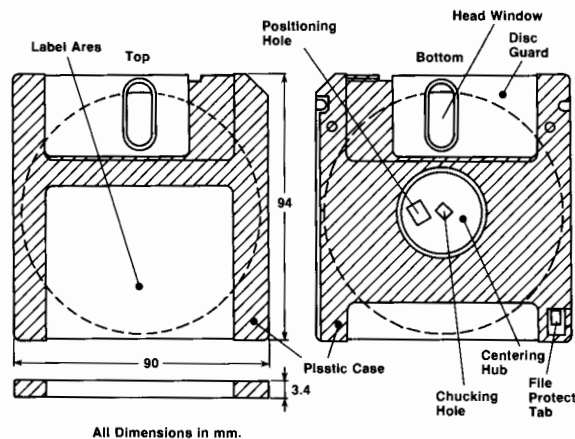


Figure 3-2. The Micro-Flexible Disc

The micro-flexible disc is write unprotected when you receive it. To prepare the disc for write protected operation do the following (see Figure 3-3):

1. Weaken or score the attach point so as not to break the tab
2. Break off the write protect tab
3. Align the protrusion on the tab with the groove in the disc
4. Depress the tab into the groove – tab should fit snugly

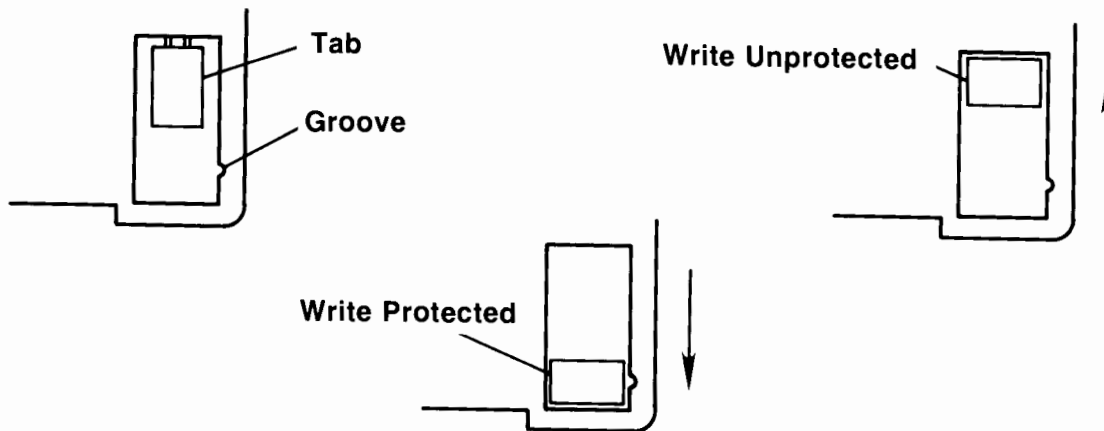


Figure 3-3. Disc Write Protect Tab

Write protection is accomplished by sliding the tab away from the center of the disc.

Write Protect Error on Initialization

A motor speed check is performed when a disc is inserted to be initialized. If the motor speed is on either side of the tolerance allowed, a Write Protect Error is generated and the disc is not initialized. If your drive is operating properly, this indication is one of a defective disc. Discard the disc.

Media Monitor

As the flexible disc becomes worn, the friction between the disc and the read/write head increases. Because the same read/write head accesses the data from all your discs, it is very important that this friction be kept to a minimum level. To insure the long wear life of the read/write head, you should make the following media check each time you insert a disc into your drive.

Checking for disc wear is a simple visual inspection of the disc surface before you insert the disc into the drive. When viewing the disc surface you should look for any signs of circular marring. This is done by sliding open the disc guard revealing the disc surface. If you see any sign of circular marring on either side of the exposed surface, the disc should be immediately copied and discarded. Circular marring generally occurs first on the upper (label side) surface of the disc.

A good disc should always reflect a hatchmark type of pattern. Compare a new (never used) disc to a disc you have used for a few hours. There should be no visible difference.

An internal test has been implemented to provide you with an upper limit indication for disc use. When a disc reaches a finite limit, the head loaded indicator (front panel LED) blinks on and off. This indication is continued until you remove the disc or until the host sends a command to the drive. The drive accepts and performs the command from the host after which it resumes the disc “worn out” indication. When you get the “worn out” indication, copy your disc and discard the original.

Viewing the disc in the previously described manner prior to inserting the it into the drive and taking the appropriate action when you receive the “worn out” indication will insure the long life of the read/write head.



Controls and Indicators

The indicators are located on the front panel. The indicators, as shown in Figure 3-4, are the following: one disc access light for each drive unit, (the disc access lights are illuminated whenever the disc is accessed for data storage or retrieval and momentarily when the drive is powered up) one power ON/OFF switch, and the selftest LED (seen through the air inlet).

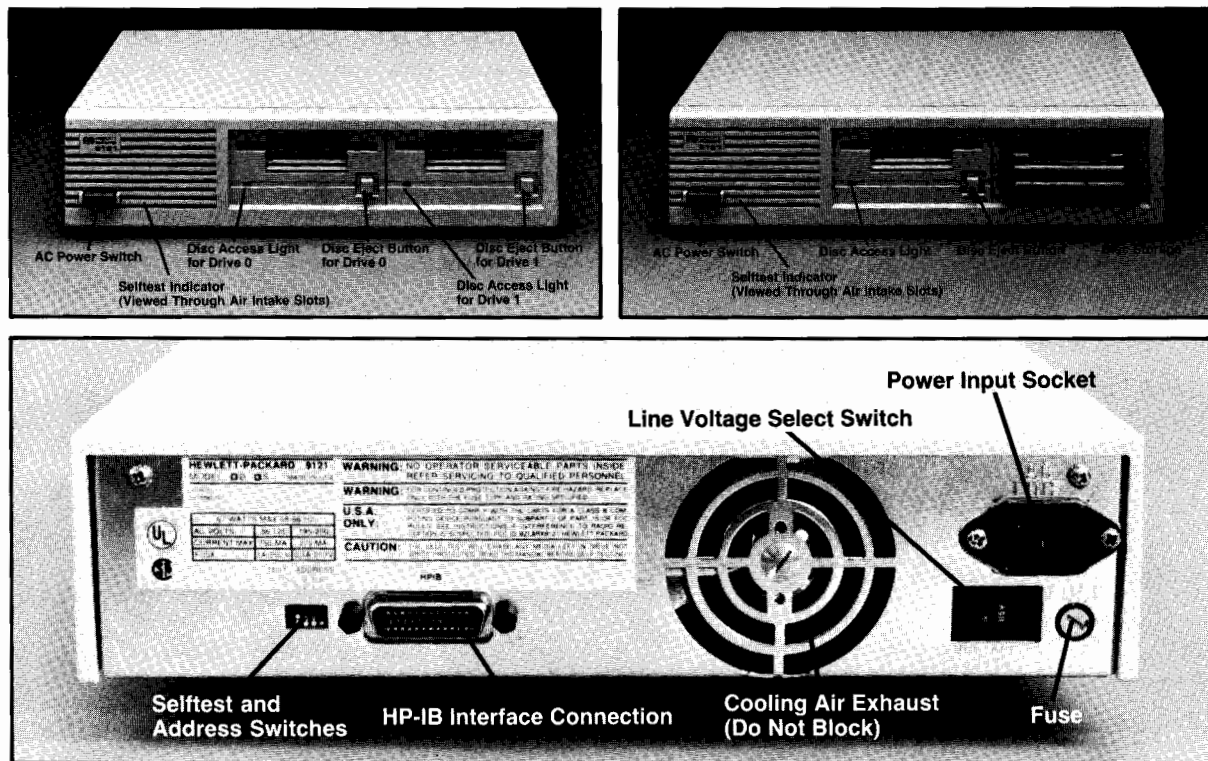


Figure 3-4. Front and Rear Panels

CAUTION

THE ACTIVITY LIGHT ON THE FRONT OF EACH DRIVE INDICATES USAGE OF THAT DRIVE. DO NOT DEPRESS THE DISC EJECT BUTTON WHEN THE ACTIVITY LIGHT IS ON.

Applying Power

Before turning the disc memory on, be sure to perform all the procedures in Chapter 2.

Locate the AC line switch on the front panel and set it to the "ON" or "1" position. The disc drive requires about 10 seconds after the application of power before it is ready for operation or before you insert your disc. See the section titled "Selftest" for the power-on selftest indication.

Loading the Flexible Disc

To install and remove flexible discs, perform these steps.

1. Do not attempt to insert the disc into the drive without power applied.
2. Slide the disc guard away from the head window exposing the disc surface. Insert the exposed head window first with the metal centering hub down. Carefully slide the disc into the drive until you feel it contact the rear of the drive. Do not force the disc.
3. Remove the disc by depressing the disc eject button and pulling the disc straight out. Always slide the disc guard over the head window immediately after removing the disc from the drive.

Refer to Figure 3-5 for proper loading of the flexible disc.




Figure 3-5. Disc Loading

Flexible Disc Structure

The surface of the flexible disc is coated with ferromagnetic iron oxide. Data is stored in the form of binary digits represented by magnetic flux reversals on the disc. Information is stored and retrieved by the disc unit's read/write head which comes in contact with the disc's lower surface.

Information is stored in 70 concentric tracks on the lower side of the disc. The tracks are numbered 0 through 69. Each track is divided into 16 physical records (sectors), numbered 0 through 15. Each record contains 256 bytes (characters) of information. There is an important difference between a physical record and a logical record. A physical record is the smallest accessible unit of data on the disc. It is always the same size (256 bytes). A logical record is one that you define when you create a data file. Data files are variable and depend on the type and quantity of data you are storing.

Some of the space on each disc is reserved for the directory. The space reserved depends on the controlling computer and the number of records in the file directory.

Basic System Operation

Before using a blank flexible disc, it must be formatted or initialized for use with your computer. This process checks the disc for defects (areas where information cannot be stored), reserves spare tracks, and creates a file directory. The directory holds the name and location of each file on the disc. When a disc is first initialized, the directory is empty, so no files are listed when you catalog the disc.

The 9121D/S drive emulates the 82901 drive. Thus, you program it using mass storage ROM or driver statements that your computer manuals describe for the 82901 disc drive.

Data Errors

Two error conditions cause the selftest LED to come on and stay on until the condition disappears. These conditions are a command sequence-error over the HP-IB (from the host controller) and a data error from the disc. Whenever these conditions occur it is best to retry the last operation. If a retry is successful, the error and error indication are cleared. If the condition remains after several retries contact your dealer or sales office for assistance.

Selftest

There are four selftest modes on the 9121D/S: power-on, user confidence, remote, and service. The service selftests are not included in this document.

The user confidence test LED is visible through the air intake slots in the front of the 9121D/S. See Figure 3-1 for the location of this LED.

The power-on selftest is a subset of the user confidence selftest. The power-on test exercises the RAM, and the flexible disc controller chip (FDC). Power-on also calculates a checksum for the ROM. If the RAM or ROM tests fail, the processor goes no farther, waiting for service. If the 9121D/S passes the RAM and ROM tests, but fails the FDC test, the 9121D/S's processor continues to initialize the system and allows the host to talk to it, if possible. If all the power-on selftests are passed, the confidence test LED flashes five times to indicate a successful power-on condition.

NOTE

Disconnect the HP-IB cable before initiating the user confidence selftest.

The user confidence selftest is initiated by toggling the selftest switch on the back panel from up to down to up. **DO NOT LEAVE THIS SWITCH IN THE DOWN POSITION.** If each drive contains discs that are not write protected, a complete selftest is performed: a RAM, ROM, HP-IB, FDC, seek, motor speed, format, and read verify test is executed. The RAM test reads and writes checkerboard patterns into the RAM. The ROM test calculates a checksum for the ROM and compares that to a precalculated value. The HP-IB test reads and writes to selected registers on the HP-IB chip and then sets the chip up to talk to itself and echo data back to the processor. No testing of the interface to the host occurs. The FDC test reads and writes to selected registers on the chip. The seek test steps the head to track 69 and then back to track 0, testing for movement on each drive. The motor speed test measures the index period and compares it to the drive specification. The format test formats the discs in each drive.

WARNING

ALWAYS USE A BLANK INITIALIZED DISC OR A DISC CONTAINING UNWANTED DATA WHEN PERFORMING THE USER CONFIDENCE SELFTEST. THIS TEST READS AND WRITES DATA ONTO THE DISC AS PART OF THE SELFTEST. ALL DATA PREVIOUSLY STORED ON THE DISCS USED DURING THE USER CONFIDENCE TEST IS DESTROYED AND IS UNRECOVERABLE.

The read test verifies the written data and the error checking of this data on the discs. If all these tests are passed successfully, the user confidence test LED flashes ten times. If any test fails, no flashing occurs.

If the disc inserted in drive 0 is write protected, the format test is skipped. If all the other tests are passed successfully, the user confidence test LED flashes ten times. If no disc is inserted in drive 0, then the seek, motor speed, format, and read tests are skipped. If the other tests are passed the confidence test LED flashes ten times.

After this user confidence test, the drives are reset and the 9121D/S appears, to the host, to have just been powered on.

The remote selftest is initiated by the host with the proper HP-IB command. It is basically the same as the full user confidence test without the HP-IB test. Results of the test are available over the HP-IB to the host. See the INITIATE SELFTEST command description in the Service Manual for more details.

Helpful Hints

The following information may help you avoid possible problems when operating the 9121D/S with Series 80, 100, and 200 mainframes. Refer to your mass storage programming or reference manual for more information on the use of the disc memory with your mainframe.

Series 80 –

Do not place the HP 86's CRT on top of early versions of the 9121D/S (Serial Numbers below 2229A03802 for the 9121D and 2244A00341 for the 9121S). It is possible to erase data from the discs if operated in this manner. A new top cover, containing an additional shield, is available through your Sales and Service Office. Specify HP part number 09121-88865. This cover allows you to operate the 9121D/S with the CRT on top of the disc drive.

When initializing a disc ALWAYS specify the volume label or use the Mass Storage Unit Specifier to direct the location of the Initialize command. If you fail to specify the volume label, the next section of the command which is the location (Mass Storage Unit Specifier) is interrupted as the volume label. The problem arises that the location is left undefined. With the location undefined, the Series 80 defaults to the previous location specified using the Mass Storage Unit Specifier command. If a previous location has not been specified an error condition results.

Series 100 –

In the event that the error "CANNOT IDENTIFY ADDRESS 0" should appear on your Series 100 display, press the "LOAD OPS SYS" softkey (F6) to clear the error. This error will most likely occur on the power-up cycle of the system.

Series 200 – (With Basic 2.0 Extensions)

When entering the MSUS (Mass Storage Unit Specifier) on your Series 200 mainframe, specify HP 9121 rather than HP 82901 for optimum performance of the 3 1/2-inch flexible disc. When the MSUS is entered, the interleave is automatically set to 4 for the HP 82901, set to 2 for the HP 9121.

Basic Operating Systems (without 2.0 Extensions) previously supplied with the 9826 and 9836 mainframes, when used with the Series 200 mainframe, may not allow you to access the 3 1/2-inch flexible disc drive using the HP 9121 MSUS. The MSUS "HP 82901" will have to be used in these instances. Specifying an interleave of 3 may improve the 9121's performance in some circumstances.

Chapter 4

Maintenance and Service

- **Maintenance**
- **Service**
- **Warranty**
- **Cleaning the Case**

Maintenance

The HP 9121D/S Disc Drives do not require regular maintenance. However, the load pad will wear out over a period of time and must be replaced. This is a complicated process and should only be attempted by a trained service person. The maintenance schedule for the load pad depends upon the use of the drive. A normally used drive requires head load pad replacement of every 5 years; whereas, a heavily used drive requires the replacement every 1 to 2 years. Refer to the section titled "Replace Discs Frequently" for determining your drive usage.

The performance and life of the flexible disc heads and the flexible disc media depend directly on how carefully they are handled.

There are several other areas of caution; they are as follows:

CAUTION

ALWAYS SET THE AC LINE SWITCHES TO "OFF" (0) FOR THE COMPUTER AND THE DISC DRIVES WHEN INSERTING OR REMOVING THE INTERFACE CABLES. USE ONLY CABLES DESIGNED BY HEWLETT-PACKARD SPECIFICALLY FOR THE HP 9121D/S DISC DRIVES. FAILURE TO DO SO COULD DAMAGE THE DISC DRIVE, OR THE CONTROLLING COMPUTER.

CAUTION

KEEP THE FRONT AND BACK OF THE DISC DRIVE FREE FROM OBSTRUCTIONS TO AVOID RESTRICTING THE AIR FLOW. FAILURE TO DO SO COULD CAUSE THE UNIT TO OVERHEAT AND RESULT IN DAMAGE TO THE UNIT.

Service

There are no operator serviceable parts within your HP 9121D/S. If at any time you suspect that your disc memory is malfunctioning, call the HP sales office or dealer from which you purchased your disc memory.

Warranty

The complete warranty statement for the U.S. and Canada is included inside the front cover of this manual. For other countries, contact your local HP Sales Office or dealer from which you purchased your disc memory to determine warranty terms.

If you have questions concerning the warranty, please contact an authorized dealer or the HP sales and service office (see the list in the back of this manual for the nearest office) where you purchased your disc drive.

Cleaning the Case

The disc memory case consists of a pearl grey plastic material and is not painted. The rear panel has been painted with a durable, long lasting, non-toxic paint. This design will preserve the appearance of your disc memory for many years. When you want to clean the case, following the next instructions will sustain the quality finish. If the case finish should become damaged, consult your local Hewlett-Packard sales and service office for touchup paints that are available.



CAUTION

CHEMICAL SPRAY-ON CLEANERS USED FOR APPLIANCES AND OTHER HOUSEHOLD AND INDUSTRIAL APPLICATIONS MAY DAMAGE THE CASE FINISH. THESE OR OTHER CHEMICAL CLEANERS SHOULD NOT BE USED.



Before cleaning the disc memory case, disconnect the power cord and any interconnecting cables. Dampen a clean, soft, lint-free cloth in a solution of clean water and mild soap. Wipe the soiled areas of the case, ensuring that no cleaning solution gets inside the unit. For cleaning more heavily soiled areas, a 50%-50% solution of clean water and isopropyl alcohol may be used. Wipe the case areas that had cleaning solution applied with a clean, soft, lint free cloth dampened in clean water, then dry the case with a dry, soft, clean cloth. A non-abrasive eraser may be used to remove pen and pencil marks.

CAUTION

DO NOT USE DETERGENTS THAT CONTAIN AMMONIA, BENZENES, CHLORIDES, OR ABRASIVES.



Arranged alphabetically by country

Product Line Sales/Support Key

Key Product Line
A Analytical
CM Components
C Computer Systems Sales only
CH Computer Systems Hardware Sales & Services
CS Computer Systems Software Sales & Services
E Electronic Instruments & Measurement Systems
M Medical Products
MP Medical Products Primary SRO
MS Medical Products Secondary SRO
P Personal Computing Products
 * Sales only for specific product line
 ** Support only for specific product line



IMPORTANT: These symbols designate general product line capability. They do not insure sales or support availability for all products within a line, at all locations. Contact your local sales office for information regarding locations where HP support is available for specific products.

HP distributors are printed in italics.

ANGOLA

Telectra
Empresa Técnica de Equipamentos
Eléctricos, S.A.R.L.
R. Barbosa Rodrigues, 41-1 DT.
Caixa Postal 6487
LUANDA
Tel: 355 15, 355 16
E,M,P

ARGENTINA

Hewlett-Packard Argentina S.A.
 Avenida Santa Fe 2035
Martínez 1640 BUENOS AIRES
 Tel: 798-5735, 792-1293
 Telex: 122443 AR CIGY
 Cable: HEWPACKARG
 A,E,CH,CS,P
Biotron S.A.C.I.y.M
Av Paseo Colon 221, 9 Piso
1399 BUENOS AIRES
Tel: 30-4846, 30-1851, 30-8384
Telex: 17595 BION/AR
M
Fate S.A. I.C.I./Electronica
Venezuela 1326
1095 BUENOS AIRES
Tel: 379026, 379027
Telex: 18137, 22754 ALVAR AR
P

AUSTRALIA

Adelaide, South Australia Office

Hewlett-Packard Australia Pty.Ltd.
 153 Greenhill Road
PARKSIDE, S.A. 5063
 Tel: 272-5911
 Telex: 82536
 Cable: HEWPAARD Adelaide
 A*,CH,CM,,E,MS,P

Brisbane, Queensland Office

Hewlett-Packard Australia Pty.Ltd.
 5th Floor
 Teachers Union Building
 495-499 Boundary Street
SPRING HILL, Queensland 4000
 Tel: 229-1544
 Telex: 42133
 Cable: HEWPAARD Brisbane
 A,CH,CM,,E,MS,P

Canberra, Australia Capital Territory Office

Hewlett-Packard Australia Pty.Ltd.
 121 Wollongong Street
FYSHWICK, A.C.T. 2609
 Tel: 80 4244 Telex: 62650
 Cable: HEWPAARD Canberra
 A*CH,CM,E,MS,P

Melbourne, Victoria Office

Hewlett-Packard Australia Pty.Ltd.
 31-41 Joseph Street
BLACKBURN, Victoria 3130
 Tel: 89-6351
 Telex: 31-024
 Cable: HEWPAARD Melbourne
 A,CH,CM,CS,E,MS,P

Perth, Western Australia Office

Hewlett-Packard Australia Pty.Ltd.
 141 Stirling Highway
NEDLANDS, W.A. 6009
 (effective 28 Sept. 1981:
 261 Stirling Highway
CLAREMONT, W.A. 6010)
 Tel: 386-5455
 Telex: 93859
 Cable: HEWPAARD Perth
 A,CH,CM,,E,MS,P

Sydney, New South Wales Office

Hewlett-Packard Australia Pty.Ltd.
 17-23 Talavera Road
 P.O. Box 308
NORTH RYDE, N.S.W. 2113
 Tel: 887-1611
 Telex: 21561
 Cable: HEWPAARD Sydney
 A,CH,CM,CS,E,MS,P

AUSTRIA

Hewlett-Packard Ges.m.b.h.
 Grottenhofstrasse 94
 Verkaufsburo Graz
A-8052 GRAZ
 Tel: 21-5-66
 Telex: 32375
 CH,CM,E*

Hewlett-Packard Ges.m.b.h.
 Wehlstrasse 29
 P.O. Box 7
A-1205 VIENNA
 Tel: (222) 35-16-210
 Telex: 135823/135066
 A,CH,CM,CS,E,MS,P

BAHRAIN

Green Salon
P.O. Box 557
BAHRAIN
Tel: 25503-250950
Telex: 84419
P

Wael Pharmacy
P.O. Box 648
BAHRAIN

Tel: 256123
Telex: 8550 WAEL GJ
M

BELGIUM

Hewlett-Packard Belgium S.A./N.V.
 Blvd de la Woluwe, 100
 Woluwedal
B-1200 BRUSSELS
 Tel: (02) 762-32-00
 Telex: 23-494 paloben bru
 A,CH,CM,CS,E,MP,P

BRAZIL

Hewlett-Packard do Brasil I.e.C.
 Ltda.
 Alameda Rio Negro, 750
ALPHAVILLE 06400 Barueri SP
 Tel: 421-1311
 Telex: 011 33872
 Cable: HEWPACK Sao Paulo
 A,CH,CM,CS,E,MS
 Hewlett-Packard do Brasil I.e.C.
 Ltda.
 Avenida Epitacio Pessoa, 4664
 22471 **RIO DE JANEIRO-RJ**
 Tel: 286-0237
 Telex: 021-21905 HPBR-BR
 Cable: HEWPACK Rio de Janeiro
 A,CH,CM,E,MS,P*

CANADA

Alberta
 Hewlett-Packard (Canada) Ltd.
 210, 7220 Fisher Street S.E.
CALGARY, Alberta T2H 2H8
 Tel: (403) 253-2713
 A,CH,CM,E*,MS,P*

Hewlett-Packard (Canada) Ltd.
 11620A-168th Street
EDMONTON, Alberta T5M 3T9
 Tel: (403) 452-3670
 A,CH,CM,CS,E,MS,P*

British Columbia

Hewlett-Packard (Canada) Ltd.
 10691 Shellbridge Way
RICHMOND, British Columbia V6X 2W7
 Tel: (604) 270-2277
 Telex: 610-922-5059
 A,CH,CM,CS,E*,MS,P*

Manitoba

Hewlett-Packard (Canada) Ltd.
 380-550 Century Street
WINNIPEG, Manitoba R3H 0Y1
 Tel: (204) 786-6701
 A,CH,CM,E,MS,P*

New Brunswick

Hewlett-Packard (Canada) Ltd.
 190 Wilbur Street
MONCTON, New Brunswick E2B 2V0
 Tel: (506) 386-1677
 Telex: 01931470
 CH**

Nova Scotia

Hewlett-Packard (Canada) Ltd.
 P.O. Box 931
 900 Windmill Road
DARTMOUTH, Nova Scotia B2Y 3Z6
 Tel: (902) 469-7820
 Telex: 01931470
 CH,CM,CS,E*,MS,P*

Ontario

Hewlett-Packard (Canada) Ltd.
 552 Newbold Street
LONDON, Ontario N6E 2S5
 Tel: (519) 686-9181
 Telex: 610-352-1201
 A,CH,CM,E*,MS,P*

Hewlett-Packard (Canada) Ltd.
 6877 Goreway Drive
MISSISSAUGA, Ontario L4V 1M8
 Tel: (416) 678-9430
 Telex: 610-492-4246
 A,CH,CM,CS,E,MP,P

Hewlett-Packard (Canada) Ltd.
 2670 Queensview Dr.
OTTAWA, Ontario K2B 8K1
 Tel: (613) 820-6483
 Telex: 610-563-1636
 A,CH,CM,CS,E*,MS,P*

Quebec

Hewlett-Packard (Canada) Ltd.
 17500 South Service Road
 Trans-Canada Highway
KIRKLAND, Quebec H9J 2M5
 Tel: (514) 697-4232
 Telex: 05821521
 A,CH,CM,CS,E,MP,P*

Hewlett-Packard (Canada) Ltd.
 Les Galeries du Vallon
 2323 Boulevard du Versant Nord
STE. FOY, Quebec G1N 4C2
 Tel: (418) 687-4570
 CH

CHILE

Jorge Calcagni y Cia. Ltda.
Arturo Burhle 065
Casilla 16475
SANTIAGO 9
Tel: 222-0222
Telex: Public Booth 0001
 A,CM,E,M
Olympia (Chile) Ltd.
Rodrico de Araya 1045
Casilla 256-V
SANTIAGO 21
Tel: 225-5044
Telex: 40565 OLYMP CL
 C,P

CHINA, People's Republic of

CEIEC Inc.
44 Beiwei Rd.
BEIJING, China
Telex: 22475 CEIEC CN
 A,CH,CM,CS,E,P

COLOMBIA

Instrumentación
H. A. Langebaek & Kier S.A.
Apartado Aéreo 6287
BOGOTÁ 1, D.E.
Carrera 7 No. 48-75
BOGOTÁ, 2 D.E.
 Tel: 287-8877
 Telex: 44400
 Cable: AARIS Bogota
 A,CM,E,M,P

COSTA RICA

Cientifica Costarricense S.A.
Avenida 2, Calle 5
San Pedro de Montes de Oca
Apartado 10159
SAN JOSE
Tel: 24-38-20, 24-08-19
Telex: 2367 GALGUR
 CM,E,M

CYPRUS

Telexra Ltd.
P.O. Box 4809
14C Stassinou Avenue
NICOSIA
Tel: 62698
Telex: 2894 Leviodcy
 E,M,P

CZECHOSLOVAKIA

Hewlett-Packard
Obchodni Zastupitelstvi v CSSR
Post. schranka 27
CS-118 01 PRAHA 011
Tel: 66-296
Telex: 121353 IHC

DENMARK

Hewlett-Packard A/S
 Dalavej 52
DK-3460 BIRKEROD
 Tel: (02) 81-66-40
 Telex: 37409 hpas dk
 A,CH,CM,CS,E,MS,P
 Hewlett-Packard A/S
 Navervej 1
DK-8600 SILKEBORG
 Tel: (06) 82-71-66
 Telex: 37409 hpas dk
 CH,CM,E

ECUADOR

CYDEE Cia. Ltda.
Avenida Eloy Alfaro 1749
Casilla 6423 CCI
QUITO
Tel: 450-975, 243-052
Telex: 2548 CYDEE ED
 A,CM,E,P
Hospitalar S.A.
Robles 625
Casilla 3590
QUITO
Tel: 545-250, 545-122
Telex: 2485 HOSPITAL ED
 Cable: HOSPITALAR-Quito
M

EGYPT

International Engineering Associates
24 Hussein Hegazi Street
Kasr-el-Aini
CAIRO
 Tel: 23-829
 Telex: 93830
 CH,CS,E,M

Informatic For Systems

22 Talaat Harb Street
CAIRO
 Tel: 759006
 Telex: 93938 FRANK UN
 CH,CS,P

Egyptian International Office

for Foreign Trade
P.O.Box 2558
CAIRO
 Tel: 984935
 Telex: 93337 EGPOR
 P

EL SALVADOR

IPESA de El Salvador S.A.
Boulevard de los Heroes 1148
SAN SALVADOR
 Tel: 252787, 259621
 Telex: Public Booth 20107
 A,CH,CM,CS,E,P

FINLAND

Hewlett-Packard Oy
 Revontulentie 7
SF-02100 ESPOO 10
 Tel: (90) 455-0211
 Telex: 121563 hewpa sf
 A,CH,CM,CS,E,MS,P

FRANCE

Hewlett-Packard France
Le Ligoureux
Bureau de Vente de Aix-en-Provence
Place Romée de Villeneuve
F-13090 AIX-EN-PROVENCE
Tel: (42) 59-41-02
Telex: 4 10770F
A,CH,CM,E,MS,P*

Hewlett-Packard France
Boite Postale No. 503
F-25026 BESANCON
28 Rue de la République
F-25000 BESANCON
Tel: (81) 83-16-22
CH,M

Hewlett-Packard France
Bureau de Vente de Lyon
Chemin des Mouilles
Boite Postale No. 162
F-69130 ECULLY Cédex
Tel: (78) 33-81-25
Telex: 3 10617F
A,CH,CM,CS,E,MP

Hewlett-Packard France
Immeuble France Evry
Tour Lorraine
Boulevard de France
F-91035 EVRY Cédex
Tel: (60) 77-96-60
Telex: 692315F
CM,E

Hewlett-Packard France
5th Avenue Raymond Chanas
F-38320 EYBENS
Tel: (76) 25-81-41
Telex: 980124 HP GRENOB EYBE
CH,CM

Hewlett-Packard France
Bâtiment Ampère
Rue de la Commune de Paris
Boite Postale 300
F-93153 LE BLANC MESNIL
Tel: (01) 865-44-52
Telex: 211032F
CH,CM,CS,E,MS

Hewlett-Packard France
Le Montesquieu
Avenue du Président JF Kennedy
F-33700 MERIGNAC
Tel: (56) 34-00-84
Telex: 550105F
CH,CM,E,MS

Hewlett-Packard France
32 Rue Lothaire
F-57000 METZ
Tel: (87) 65-53-50
CH,CM

Hewlett-Packard France
3 Rue Julien Videment
F-44200 NANTES
Tel: (40) 48-09-44
CH**

Hewlett-Packard France
Zone Industrielle de Courtaboeuf
Avenue des Tropiques F-91947 Les
Ulis Cédex ORSAY
Tel: (1) 907-78-25
Telex: 600048F
A,CH,CM,CS,E,MP,P

Hewlett-Packard France
Paris Porte-Maillot 13, 15 25
Boulevard De L'Amiral Bruix
F-75782 PARIS Cédex 16
Tel: (01) 502-12-20
Telex: 613663F
CH,CM,MS,P

Hewlett-Packard France
2 Allée de la Bourgonette
F-35100 RENNES
Tel: (99) 51-42-44
Telex: 740912F
CH,CM,E,MS,P*

Hewlett-Packard France
98 Avenue de Bretagne
F-76100 ROUEN
Tel: (35) 63-57-66 CH** ,CS

Hewlett-Packard France
4 Rue Thomas Mann
Boite Postale 56
F-67200 STRASBOURG
Tel: (88) 28-56-46
Telex: 890141F
CH,CM,E,MS,P*

Hewlett-Packard France
20 Chemin de la Cépière
F-31081 TOULOUSE Cédex
Tel: (61) 40-11-12
Telex: 531639F
A,CH,CM,CS,E,P*

Hewlett-Packard France
Bureau de Vente de Lille
Immeuble Péricentre
Rue Van Gogh
F-59650 VILLENEUVE D'ASQ
Tel: (20) 91-41-25
Telex: 160124F
CH,CM,E,MS,P*

GERMAN FEDERAL REPUBLIC

Hewlett-Packard GmbH
Technisches Büro Berlin
Keithstrasse 2-4
D-1000 BERLIN 30
Tel: (030) 24-90-86
Telex: 018 3405 hpbld
A,CH,CM,E,M,P,X

Hewlett-Packard GmbH
Technisches Büro Böblingen
Herrenberger Strasse 110
D-7030 BÖBLINGEN
Tel: (07031) 667-1
Telex: 07265739 bbn or 07265743
A,CH,CM,CS,E,MP,P

Hewlett-Packard GmbH
Technisches Büro Dusseldorf
Emanuel-Leutze-Strasse 1
D-4000 DUSSELDORF
Tel: (0211) 5971-1
Telex: 085/86 533 hpdd
A,CH,CM,CS,E,MS,P

Hewlett-Packard GmbH
Vertriebszentrale Frankfurt
Bernier Strasse 117
Postfach 560 140
D-6000 FRANKFURT 56
Tel: (0611) 50-04-1
Telex: 04 13249 hpffm
A,CH,CM,CS,E,MP,P

Hewlett-Packard GmbH
Technisches Büro Hamburg
Kapstadtring 5
D-2000 HAMBURG 60
Tel: (040) 63804-1
Telex: 21 63 032 hphd
A,CH,CM,CS,E,MS,P

Hewlett-Packard GmbH
Technisches Büro Hannover
Am Grossmarkt 6
D-3000 HANNOVER 91
Tel: (0511) 46-60-01
Telex: 092 3259
A,CH,CM,E,MS,P

Hewlett-Packard GmbH
Technisches Büro Mannheim
Rosslauer Weg 2-4
D-6800 MANNHEIM
Tel: (621) 70050
Telex: 0462105
A,C,E

Hewlett-Packard GmbH
Technisches Büro Neu Ulm
Messerschmittstrasse 7
D-7910 NEU ULM
Tel: 0731-70241
Telex: 712816 HP ULM-D
A,C,E*

Hewlett-Packard GmbH
Technisches Büro Nürnberg
Neumeyerstrasse 90
D-8500 NÜRNBERG
Tel: (0911) 56-30-83
Telex: 0623 860
CH,CM,E,MS,P

Hewlett-Packard GmbH
Technisches Büro München
Eschenstrasse 5
D-8021 TAUFKIRCHEN
Tel: (089) 6117-1
Telex: 0524985
A,CH,CM,E,MS,P

GREAT BRITAIN

Hewlett-Packard Ltd.
Trafalgar House
Navigation Road
ALTRINCHAM
Cheshire WA14 1NU
Tel: (061) 928-6422
Telex: 668068
A,CH,CS,E,M

Hewlett-Packard Ltd.
Oakfield House, Oakfield Grove
Clifton
BRISTOL BS8 2BN
Tel: 36806
Telex: 444302
CH,CM,M,P

Hewlett-Packard Ltd.
14 Wesley Street
CASTLEFORD
Yorkshire WF10 1AE
Tel: (0977) 550016
Telex: 5557355
CH

Hewlett-Packard Ltd.
Fourier House
257-263 High Street
LONDON COLNEY
Herts., AL2 1HA
Tel: (0727) 24400
Telex: 1-8952716
CH,CS,E

Hewlett-Packard Ltd
Tradax House, St. Mary's Walk
MAIDENHEAD
Berkshire, SL6 1ST
Tel: (0628) 39151
CH,CS,E,P

Hewlett-Packard Ltd.
308/314 Kings Road
READING, Berkshire
Tel: 61022
Telex: 84-80-68
CM,P

Hewlett-Packard Ltd.
Quadrangle
106-118 Station Road
REDHILL, Surrey
Tel: (0737) 68655
Telex: 947234 CH,CS,E

Hewlett-Packard Ltd.
Westminster House
190 Stratford Road
SHIRLEY, Soihull
West Midlands B90 3BJ
Tel: (021) 7458800
Telex: 339105
CH

Hewlett-Packard Ltd.
King Street Lane
WINNERSH, Wokingham
Berkshire RG11 5AR
Tel: (0734) 784774
Telex: 847178
A,CS,E,M

GREECE

Kostas Karayannis S.A.
8 Omirou Street
ATHENS 133
Tel: 32-30-303, 32-37-371
Telex: 21 59 62 RKAR GR
A,CH,CM,CS,E,M,P
PLAISIO S.A.
G. Gerardos
24 Stournara Street
ATHENS
Tel: 36-11-160
Telex: 21 9492
P

GUATEMALA

IPESA
Avenida Reforma 3-48
GUATEMALA 9
Tel: 316627, 314786
Telex: 4192 TELETRU GU
A,CH,CM,CS,E,M,P

HONG KONG

Hewlett-Packard Hong Kong, Ltd.
G.P.O. Box 795
5th Floor, Sun Hung Kai Centre
30 Harbour Road
HONG KONG
Tel: 5-8323211
Telex: 66678 HEWPA HX
Cable: HP ASIA LTD Hong Kong
E,CH,CS,P

Schmidt & Co. (Hong Kong) Ltd.
Wing On Centre, 28th Floor
Connaught Road, C.
HONG KONG
Tel: 5-455644
Telex: 74766 SCHMX HX
A,M

ICELAND

Elding Trading Company Inc.
Hafnarnavoli-Tryggvagolu
P.O. Box 895
IS-REYKJAVIK
Tel: 1-58-20, 1-63-03
M

INDIA

Blue Star Ltd.
11 Magarath Road
BANGALORE 560 025
Tel: 55668
Telex: 0845-430
Cable: BLUESTAR
A,CH,CM,CS,E

Blue Star Ltd.
Band Box House
Prabhadevi
BOMBAY 400 025
Tel: 422-3101
Telex: 011-3751
Cable: BLUESTAR
A,M

Blue Star Ltd.
Sahas
414/2 Vir Savarkar Marg
Prabhadevi
BOMBAY 400 025
Tel: 422-6155
Telex: 011-4093
Cable: FROSTBLUE
A,CH,CM,CS,E,M

Blue Star Ltd.
Kalyan, 19 Vishwas Colony
Alkapuri, BORODA, 390 005
Tel: 65235
Cable: BLUE STAR
A

Blue Star Ltd.
7 Hare Street
CALCUTTA 700 001
Tel: 12-01-31
Telex: 021-7655
Cable: BLUESTAR
A,M

Blue Star Ltd.
133 Kodambakkam High Road
MADRAS 600 034
Tel: 82057
Telex: 041-379
Cable: BLUESTAR
A,M

Blue Star Ltd.
Bhandari House, 7th/8th Floors
91 Nehru Place
NEW DELHI 110 024
Tel: 682547
Telex: 031-2463
Cable: BLUESTAR
A,CH,CM,CS,E,M

Blue Star Ltd.
15/16C Wellesley Rd.
PUNE 411 011
Tel: 22775
Cable: BLUE STAR
A

Blue Star Ltd.
1-1-117/1 Sarojini Devi Road
SECUNDERABAD 500 033
Tel: 70126
Telex: 0155-459
Cable: BLUEFROST
A,E

Blue Star Ltd.
T.C. 7/603 Poornima
Marulhankuzhi
TRIVANDRUM 695 013
Tel: 65799
Telex: 0884-259
Cable: BLUESTAR
E

INDONESIA

BERCA Indonesia P. T.
P.O.Box 496/JKT.
Jl. Abdul Muis 62
JAKARTA
Tel: 373009
Telex: 46748 BERSAL IA
Cable: BERSAL JAKARTA
P

BERCA Indonesia P. T.
Wisma Antara Bldg., 17th floor
JAKARTA
A,CS,E,M

BERCA Indonesia P. T.
P. O. Box 174/SBY.
Jl. Kulei No. 11
SURABAYA
Tel: 68172
Telex: 31146 BERSAL SB
Cable: BERSAL-SURABAYA
A*,E,M,P

IRAQ

Hewlett-Packard Trading S.A.
Mansoor City 9B/3/7
BAGHDAD
Tel: 55 1-49-73
Telex: 2455 HEPAIRAQ IK
CH,CS

IRELAND

Hewlett-Packard Ireland Ltd.
Kestrel House
Clanwilliam Court
Lower Mount Street
DUBLIN 2, Eire
Tel: 680424, 680426
Telex: 30439
A,CH,CM,CS,E,M,P
Cardiac Services Ltd.
Kilmore Road
Artane
DUBLIN 5, Eire
Tel: (01) 351820
Telex: 30439
M

ISRAEL

Electronics Engineering Division
Motorola Israel Ltd.
16 Kremenski Street
P.O. Box 25016
TEL-AVIV 67999
Tel: 3-338973
Telex: 33569 Motil IL
Cable: *BASTEL Tel-Aviv*
A,CH,CM,CS,E,M,P

ITALY

Hewlett-Packard Italiana S.p.A.
Traversa 99C
Giulio Petrone, 19
I-70124 **BARI**
Tel: (080) 41-07-44
M
Hewlett-Packard Italiana S.p.A.
Via Martin Luther King, 38/111
I-40132 **BOLOGNA**
Tel: (051) 402394
Telex: 511630
CH,CM,E,MS
Hewlett-Packard Italiana S.p.A.
Via Principe Nicola 43G/C
I-95126 **CATANIA**
Tel: (095) 37-10-87
Telex: 970291 C,P
Hewlett-Packard Italiana S.p.A.
Via G. Di Vittorio 9
I-20063 **CERNUSCO SUL NAVIGLIO**
Tel: (2) 903691
Telex: 334632
A,CH,CM,CS,E,MP,P
Hewlett-Packard Italiana S.p.A.
Via Nuova san Rocco A
Capodimonte, 62/A
I-80131 **NAPOLI**
Tel: (081) 7413544
A,CH,CM,E
Hewlett-Packard Italiana S.p.A.
Viale G. Modugno 33
I-16156 **GENOVA PEGLI**
Tel: (010) 68-37-07 E,C
Hewlett-Packard Italiana S.p.A.
Via Turazza 14
I-35100 **PADOVA**
Tel: (49) 664888
Telex: 430315
A,CH,CM,E,MS
Hewlett-Packard Italiana S.p.A.
Viale C. Pavese 340
I-00144 **ROMA**
Tel: (06) 54831
Telex: 610514
A,CH,CM,CS,E,MS,P*

Hewlett-Packard Italiana S.p.A.
Corso Giovanni Lanza 94
I-10133 **TORINO**
Tel: (011) 682245, 659308
Telex: 221079
CH,CM,E

JAPAN

Yokogawa-Hewlett-Packard Ltd.
Inoue Building
1-1348-3, Asahi-cho
ATSUGI, Kanagawa 243
Tel: (0462) 24-0451
CM,C*,E
Yokogawa-Hewlett-Packard Ltd.
Sannomiya-Daichi Seimei-Bldg. 5F
69 Kyo-machi Chuo-ku
KOBE 650
Tel: (078) 392-4791
C,E
Yokogawa-Hewlett-Packard Ltd.
Kumagaya Asahi Yasoji Bldg 4F
3-4 Chome Tsukuba
KUMAGAYA, Saitama 360
Tel: (0485) 24-6563
CH,CM,E

Yokogawa-Hewlett-Packard Ltd.
Mito Mitsui Building
1-4-73, San-no-maru
MITO, Ibaragi 310
Tel: (0292) 25-7470
CH,CM,E

Yokogawa-Hewlett-Packard Ltd.
Sumitomo Seimei Nagoya Bldg.
11-2 Shimo-sasajima-cho
Nakamura-ku
NAGOYA, Aichi 450
Tel: (052) 571-5171
CH,CM,CS,E,MS

Yokogawa-Hewlett-Packard Ltd.
Chuo Bldg., 4th Floor
5-4-20 Nishinakajima, 5-chome
Yodogawa-ku
OSAKA, 532
Tel: (06) 304-6021
Telex: YHPOSA 523-3624
A,CH,CM,CS,E,MP,P*

Yokogawa-Hewlett-Packard Ltd.
3-29-21 Takaido-Higashi 3-chome
Suginami-ku
TOKYO 168
Tel: (03) 331-6111
Telex: 232-2024 YHPTOK
A,CH,CM,CS,E,MP,P*

Yokogawa-Hewlett-Packard Ltd.
3-30-4 Tsuruya-cho
Kanagawa-ku,
YOKOHAMA Kanagawa, 221
Tel: (045) 312-1252
CH,CM,E

JORDAN

Mouasher Cousins Company
P.O. Box 1387
AMMAN
Tel: 24907, 39907
Telex: 21456 SABCO JO
CH,E,M,P

KENYA

ADCOM Ltd., Inc.
Cily House, Wabera Street
P.O. Box 30635
NAIROBI
Tel: 331955
Telex: 22639
E,M

KOREA

Samsung Electronics
Industrial Products Div.
76-561 Yeoksam-Dong
Kangnam-Ku
C.P.O. Box 2775
SEOUL
Tel: 555-7555, 555-5447
Telex: K27364 SAMSAN
A,CH,CM,CS,E,M,P

KUWAIT

Al-Khalidya Trading & Contracting
P.O. Box 830 Safat
KUWAIT
Tel: 42-4910, 41-1726
Telex: 2481 Areeg k1
CH,E,M
Photo & Cine Equipment
P.O. Box 270 Safat
KUWAIT
Tel: 42-2846, 42-3801
Telex: 2247 Matin
P

LEBANON

G.M. Dolmadjian
Achralieh
P.O. Box 165.167
BEIRUT
Tel: 290293
MP

LUXEMBOURG

Hewlett-Packard Belgium S.A./N.V.
Blvd de la Woluwe, 100
Woluwedal
B-1200 **BRUSSELS**
Tel: (02) 762-32-00
Telex: 23-494 paloben bru
A,CH,CM,CS,E,MP,P

MALAYSIA

Hewlett-Packard Sales (Malaysia)
Sdn. Bhd.
Suite 2.21/2.22
Bangunan Angkasa Raya
Jalan Ampang
KUALA LUMPUR
Tel: 483544
Telex: MA31011
A,CH,E,M,P*
Protel Engineering
Lot 319, Salok Road
P.O. Box 1917
Kuching, SARAWAK
Tel: 53544
Telex: MA 70904 PROMAL
Cable: PROTELENG
A,E,M

MALTA

Phiip Toledo Ltd.
Natabile Rd.
MRIEHEL
Tel: 447 47, 455 66
Telex: MW.649
P

MEXICO

Hewlett-Packard Mexicana, S.A. de
C.V.
Avenida Periferico Sur No. 6501
Tepepan, Xochimilco
MEXICO CITY 23, D.F.
Tel: (905) 676-4600
Telex: 017-74-507
A,CH,CS,E,MS,P
Hewlett-Packard Mexicana, S.A. de
C.V.
Rio Volga 600
Colonia del Valle
MONTERREY, N.L.
Tel: 78-42-93, 78-42-40, 78-42-41
Telex: 038-410
CH

MOROCCO

Dolbeau
81 rue Karatchi
CASABLANCA
Tel: 3041-82, 3068-38
Telex: 23051, 22822
E
Gerep
2 rue d'Agadir
Boite Postale 156
CASABLANCA
Tel: 272093, 272095
Telex: 23 739
P

NETHERLANDS

Hewlett-Packard Nederland B.V.
Van Heuven Goedhartlaan 121
NL 1181KK **AMSTELVEEN**
P.O. Box 667
NL 1080 AR **AMSTELVEEN**
Tel: (20) 47-20-21
Telex: 13 216
A,CH,CM,CS,E,MP,P
Hewlett-Packard Nederland B.V.
Bongerd 2
NL 2906VK **CAPELLE, A/D IJssel**
P.O. Box 41
NL 2900 AA **CAPELLE, IJssel**
Tel: (10) 51-64-44
Telex: 21261 HEPAC NL
A,CH,CM,CS
Koning en Hartman Electrotechniek
B.V.
Koperwerf 30
2544 En den Haag
The **NETHERLANDS**
Tel: 070-210101
Telex: 31528
CM

NEW ZEALAND

Hewlett-Packard (N.Z.) Ltd.
169 Manukau Road
P.O. Box 26-189
Epsom, **AUCKLAND**
Tel: 687-159
Cable: HEWPACK Auckland
CH,CM,E,P*
Hewlett-Packard (N.Z.) Ltd.
4-12 Cruickshank Street
Kilbirnie, **WELLINGTON 3**
P.O. Box 9443
Courtenay Place, WELLINGTON
Tel: 877-199
Cable: HEWPACK Wellington
CH,CM,E,P
Northrop Instruments & Systems
Ltd.
369 Khyber Pass Road
P.O. Box 8602
AUCKLAND
Tel: 794-091
Telex: 60605
A,M

Northrop Instruments & Systems
Ltd.

110 Mandeville St.
P.O. Box 8388
CHRISTCHURCH
Tel: 486-928
Telex: 4203
A,M

Northrop Instruments & Systems
Ltd.

Sturdee House
85-87 Ghuznee Street
P.O. Box 2406
WELLINGTON
Tel: 850-091
Telex: NZ 3380
A,M

NORTHERN IRELAND

Cardiac Services Company
95A Finaghy Road South
BELFAST BT 10 OBY
Tel: (0232) 625-566
Telex: 747626
M

NORWAY

Hewlett-Packard Norge A/S
Folke Bernadottesvei 50
P.O. Box 3558
N-5033 **FYLLINGSDALEN (BERGEN)**
Tel: (05) 16-55-40
Telex: 16621 hpnas n
CH,CM,E

Hewlett-Packard Norge A/S

Oesterdalen 18
P.O. Box 34
N-1345 **OESTERAAAS**
Tel: (02) 17-11-80
Telex: 16621 hpnas n
A*,CH,CM,E,MS,P

OMAN

Khimji Ramdas
P.O. Box 19
MUSCAT
Tel: 72-22-17, 72-22-25
Telex: 3289 BROKER MB MUSCAT
P

PAKISTAN

Mushko & Company Ltd.
10, Bazar Road
Sector G-6/4
ISLAMABAD
Tel: 26875
Cable: *FEMUS Rawalpindi*
A,E,M
Mushko & Company Ltd.
Oosman Chambers
Abdullah Haroon Road
KARACHI 0302
Tel: 511027, 512927
Telex: 2894 MUSKO PK
Cable: *COOPERATOR Karachi*
A,E,M,P*

PANAMA

Electrónico Balboa, S.A.
Calle Samuel Lewis
Aparlado 4929
Panama 5
Edificio "Alfa" No. 2
CIUDAD DE PANAMA
Tel: 64-2700
Telex: 0383 ELECTRON PG
A,CM,E,M,P

PANAMA (Con't.)

Foto Internacional, S.A.
Free Zone Colon
Apartado 2068
COLON 3
Tel: 45-2333
Telex: 379 8626, 386 8722
P

PERU

Cla Electro Médica S.A.
Los Flamencos 145, San Isidro
Casilla 1030
LIMA 1
Tel: 41-4325, 41-3703
Telex: Pub. Booth 25306
A,C,M,E,M,P

PHILIPPINES

The Online Advanced Systems
Corporation
Rico House, Amoroso Cor. Herrera
Street
Legaspi Village, Makati
P.O. Box 1510
Metro MANILA
Tel: 85-35-81, 85-34-91, 85-32-21
Telex: 3274 ONLINE
A,CH,CS,E,M
Electronic Specialists and
Proponents Inc.
690-B Epifanio de los Santos
Avenue
Cubao, QUEZON CITY
P.O. Box 2649 Manila
Tel: 98-96-81, 98-96-82, 98-96-83
Telex: 40018, 42000 ITT GLOBE
MACKAY BOOTH
P

POLAND

Buro Informacji Technicznej
Hewlett-Packard
Ul Stawki 2, 6P
PL00-950 WARSZAWA
Tel: 39-59-62, 39-67-43
Telex: 812453 hepa pl

PORTUGAL

SOQUINICA
Av. da Liberdade 220-2
P-1298 LISBOA Codex
Tel: 56 21 81, 56 21 82
Telex: 13316
Telectra-Empresa Técnica de
Equipamentos Eléctricos S.a.r.l.
Rua Rodrigo da Fonseca 103
P.O. Box 2531
P-LISBON 1
Tel: (19) 68-60-72
Telex: 12598
CH,CS,E,P

Mundinter

Intercambio Mundial de Comércio
S.a.r.l.
P.O. Box 2761
Avenida Antonio Augusto de Aguiar
138
P-LISBON
Tel: (19) 53-21-31, 53-21-37
Telex: 16691 munter p
M

PUERTO RICO

Hewlett-Packard Puerto Rico
P.O. Box 4407
CAROLINA, Puerto Rico 00630
Calle 272 Edificio 203
Urb. Country Club
RIO PIEDRAS, Puerto Rico 00924
Tel: (809) 762-7255
Telex: 345 0514
A,CH,CS

QATAR

Nasser Trading & Contracting
P.O. Box 1563
DOHA
Tel: 22170
Telex: 4439 NASSER
M

Computerabia
P.O. Box 2570
DOHA

Telex: 329515
Telex: 4806 CHPARB
P

ROMANIA

Hewlett-Packard Reprezentanta
Boulevard Nicolae Balcescu 16
BUCURESTI
Tel: 130725
Telex: 10440

SAUDI ARABIA

Modern Electronic Establishment
P.O. Box 193
AL-KHOBAR
Tel: 44-678, 44-813
Telex: 670136
Cable: ELECTA AL-KHOBAR
CH,CS,E,M,P

Modern Electronic Establishment
P.O. Box 1228, Baghdadiah Street
JEDDAH
Tel: 27-798
Telex: 401035
Cable: ELECTA JEDDAH
CH,CS,E,M,P

Modern Electronic Establishment
P.O. Box 2728
RIYADH
Tel: 62-596, 66-232
Telex: 202049
CH,CS,E,M,P

SCOTLAND

Hewlett-Packard Ltd.
Royal Bank Buildings
Swan Street
BRECHIN, Angus, Scotland
Tel: 3101, 3102
CH,CM

Hewlett-Packard Ltd.
SOUTH QUEENSFERRY
West Lothian, EH30 9GT
GB-Scotland
Tel: (031) 3311000
Telex: 72682
A,CH,CM,CS,E,M

SINGAPORE

Hewlett-Packard Singapore (Pty.)
Ltd.
P.O. Box 58 Alexandra Post Office
SINGAPORE, 9115
6th Floor, Inchcape House
450-452 Alexandra Road
SINGAPORE 0511
Tel: 631788
Telex: HPSGSO RS 34209
Cable: HEWPACK, Singapore
A,CH,CS,E,MS,P

SOUTH AFRICA

Hewlett-Packard South Africa (Pty.)
Ltd.
P.O. Box 120
Howard Place
Pine Park Center, Forest Drive,
Pinelands
CAPE PROVINCE 7450
Tel: 53-7955, 53-7956, 53-7957
Telex: 57-0006
A,CH,CM,E,MS,P

Hewlett-Packard South Africa (Pty.)
Ltd.
P.O. Box 37099
Overport
DURBAN 4067
Tel: 28-4178, 28-4179, 28-4110
CH,CM

Hewlett-Packard South Africa (Pty.)
Ltd.
P.O. Box 33345
Glenstantia 0010 TRANSVAAL
1st Floor East
Constantia Park Ridge Shopping
Centre
Constantia Park
PRETORIA
Tel: 01298-1126
Telex: 32163
CH,E

Hewlett-Packard South Africa (Pty.)
Ltd.
Private Bag Wendywood
SANDTON 2144
Tel: 802-5111, 802-5125
Telex: 89-84782
Cable: HEWPACK Johannesburg
A,CH,CM,CS,E,MS,P

SPAIN

Hewlett-Packard Española S.A.
c/Entenza, 321
E-BARCELONA 29
Tel: (3) 322-24-51, 321-73-54
Telex: 52603 hpbee
A,CH,CM,CS,E,MS,P
Hewlett-Packard Española S.A.
c/San Vicente S/N
Edificio Albia II, 7 B
E-BILBAO 1
Tel: (944) 423-8306, 423-8206
A,CH,CM,E,MS

Hewlett-Packard Española S.A.
Calle Jerez 3
E-MADRID 16
Tel: 458-2600
Telex: 23515 hpe
A,CM,E

Hewlett-Packard Española S.A.
c/o Costa Brava 13
Colonia Mirasierra
E-MADRID 34
Tel: 734-8061, 734-1162
CH,CS,M

Hewlett-Packard Española S.A.
Av Ramón y Cajal 1-9
Edificio Sevilla 1,
E-SEVILLA 5
Tel: 64-44-54, 64-44-58
Telex: 72933
A,CM,CS,MS,P

Hewlett-Packard Española S.A.
C/Ramon Gordo, 1 (Entlo.3)
E-VALENCIA 10
Tel: 361-1354, 361-1358
CH,CM,P

SWEDEN

Hewlett-Packard Sverige AB
Enighetsvägen 3, Fack
P.O. Box 20502
S-16120 BROMMA
Tel: (08) 730-0550
Telex: (854) 10721 MESSAGES
Cable: MEASUREMENTS
STOCKHOLM
A,CH,CM,CS,E,MS,P

Hewlett-Packard Sverige AB
Sunnanvagen 14K
S-22226 LUND
Tel: (46) 13-69-79
Telex: (854) 10721 (via BROMMA
office)
CH,CM

Hewlett-Packard Sverige AB
Vastra Vintergatan 9
S-70344 OREBRO
Tel: (19) 10-48-80
Telex: (854) 10721 (via BROMMA
office)
CH,CM

Hewlett-Packard Sverige AB
Frötailisgatan 30
S-42132 VÄSTRA-FRÖLUNDA
Tel: (031) 49-09-50
Telex: (854) 10721 (via BROMMA
office)
CH,CM,E,P

SWITZERLAND

Hewlett-Packard (Schweiz) AG
Clarastrasse 12
CH-4058 BASLE
Tel: (61) 33-59-20
A,CM

Hewlett-Packard (Schweiz) AG
Bahnhofstrasse 44
3018 BERN
Tel: (031) 56-24-22
CH,CM

Hewlett-Packard (Schweiz) AG
47 Avenue Blanc
CH-1202 GENEVA
Tel: (022) 32-30-05, 32-48-00
CH,CM,CS

Hewlett-Packard (Schweiz) AG
29 Chemin Châteaue Bloc
CH-1219 LE LIGNON-Geneva
Tel: (022) 96-03-22
Telex: 27333 hpag ch
Cable: HEWPACKAG Geneva
A,CM,E,MS,P

Hewlett-Packard (Schweiz) AG
Zürcherstrasse 20
Allmend 2
CH-8967 WIDEN
Tel: (57) 50-111
Telex: 59933 hpag ch
Cable: HPAG CH
A,CH,CM,CS,E,MS,P

SYRIA

General Electronic Inc.
Nuri Basha-Ahmal Ebn Kays Street
P.O. Box 5781

DAMASCUS
Tel: 33-24-87
Telex: 11215 ITIKAL
Cable: ELECTROBOR DAMASCUS
E

Middle East Electronics

Place Azmé
Boite Postale 2308
DAMASCUS
Tel: 334592
Telex: 11304 SATACO SY
M,P

TAIWAN

Hewlett-Packard Far East Ltd.
Kaohsiung Office
2/F 68-2, Chung Cheng 3rd Road
KAOHSIUNG
Tel: 241-2318, 261-3253
E,MS,P

Hewlett-Packard Far East Ltd.
Taichung Office
#33, Cheng Tr Rd.
10th Floor, Room 5
TAICHUNG
Tel: (042) 289274

Hewlett-Packard Far East Ltd.
Taiwan Office
5th Floor
205 Tun Hwa North Road
TAIPEI
Tel: (02) 751-0404
Cable: HEWPACK Taipei
A,CH,CS,E,MS,P
Ing Lih Trading Co.
3rd Floor 18, Po-Ai Road
TAIPEI (100)
Tel: (02) 311-1914
Cable: INGLIH TAIPEI
A

THAILAND

Unimesa
30 Patpong Ave., Suriwong
BANGKOK 5
Tel: (234-091) (234-092)
Telex: TH 81160, TH 81038
Cable: UNIMESA Bangkok
A,C,E,M
Bangkok Business Equipment Ltd.
5/5-6 Dejo Road
BANGKOK
Tel: 234-8670, 234-8671
Telex: 87669-BEQUIPT TH
Cable: BUSIQUIPT Bangkok
P

TRINIDAD & TOBAGO

Caribbean Telecoms Ltd.
50/A Jerningham Avenue
P.O. Box 732
PORT-OF-SPAIN
Tel: 624-4213, 624-4214
Telex: 3235, 3272 HUGCO WG
A,CM,E,M,P

TUNISIA

Tunisie Electronique
31 Avenue de la Liberté
TUNIS
Tel: 280-144
E,P

Corema
1 ter. Av. de Carthage
TUNIS
Tel: 253-821
Telex: 12319 CABAM TN
M

TURKEY

Teknim Company Ltd.
Iran Caddesi No. 7
Kavaklidere, ANKARA
Tel: 275800
Telex: 42155
E

E.M.A.
Medina Eldem Sokak No.4/16
Yuksel Caddesi
ANKARA
Tel: 175 622
M,P

UNITED ARAB EMIRATES

Emilac Ltd.
P.O. Box 1641
SHARJAH
Tel: 354121, 354123
Telex: 68136 Emilac SL
CH,CS,E,M,P

UNITED KINGDOM
see: GREAT BRITAIN
NORTHERN IRELAND
SCOTLAND

UNITED STATES

Alabama

Hewlett-Packard Co.
700 Century Park South
Suite 128
BIRMINGHAM, AL 35226
Tel: (205) 822-6802
CH,CM,MP

Hewlett-Packard Co.
P.O. Box 4207
8290 Whitesburg Drive, S.E.
HUNTSVILLE, AL 35802
Tel: (205) 881-4591
CH,CM,CS,E,M*

Alaska

Hewlett-Packard Co.
1577 "C" Street, Suite 252
ANCHORAGE, AK 99510
Tel: (206) 454-3971
CH*,CM

Arizona

Hewlett-Packard Co.
2336 East Magnolia Street
PHOENIX, AZ 85034
Tel: (602) 273-8000
A,CH,CM,CS,E,MS

Hewlett-Packard Co.
2424 East Aragon Road
TUCSON, AZ 85702
Tel: (602) 889-4631
CH,CM,E,MS**

Arkansas

Hewlett-Packard Co.
P.O. Box 5646
Brady Station
LITTLE ROCK, AR 72215
Tel: (501) 376-1844, (501) 664-8773
CM,MS

California

Hewlett-Packard Co.
99 South Hill Dr.
BRISBANE, CA 94005
Tel: (415) 330-2500
CH,CM,CS

Hewlett-Packard Co.
7621 Canoga Avenue
CANOGA PARK, CA 91304
Tel: (213) 702-8300
A,CH,CM,CS,E,P

Hewlett-Packard Co.
1579 W. Shaw Avenue
FRESNO, CA 93771
Tel: (209) 224-0582
CM,MS

Hewlett-Packard Co.
1430 East Orangethorpe
FULLERTON, CA 92631
Tel: (714) 870-1000
CH,CM,CS,E,MP

Hewlett-Packard Co.
5400 W. Rosecrans Boulevard
LAWDALE, CA 90260
P.O. Box 92105
LOS ANGELES, CA 90009
Tel: (213) 970-7500
CH,CM,CS,MP

Hewlett-Packard Co.
3939 Lankershim Blvd.
NORTH HOLLYWOOD, CA 91604
Tel: (213) 877-1282
Regional Headquarters

Hewlett-Packard Co.
3200 Hillview Avenue
PALO ALTO, CA 94304
Tel: (415) 857-8000
CH,CM,CS,E

Hewlett-Packard Co.
646 W. North Market Boulevard
SACRAMENTO, CA 95834
Tel: (916) 929-7222
A*,CH,CM,CS,E,MS

Hewlett-Packard Co.
9606 Aero Drive
P.O. Box 23333 SAN DIEGO, CA 92123
Tel: (714) 279-3200
CH,CM,CS,E,MP

Hewlett-Packard Co.
Suite A
5553 Hollister
SANTA BARBARA, CA 93111
Tel: (805) 964-3390

Hewlett-Packard Co.
3003 Scott Boulevard
SANTA CLARA, CA 95050
Tel: (408) 988-7000
A,CH,CM,CS,E,MP

Colorado

Hewlett-Packard Co.
24 Inverness Place, East
ENGLEWOOD, CO 80112
Tel: (303) 771-3455
A,CH,CM,CS,E,MS

Connecticut

Hewlett-Packard Co.
47 Barnes Industrial Road South
P.O. Box 5007
WALLINGFORD, CT 06492
Tel: (203) 265-7801
A,CH,CM,CS,E,MS

Florida

Hewlett-Packard Co.
P.O. Box 24210
2727 N.W. 62nd Street
FORT LAUDERDALE, FL 33309
Tel: (305) 973-2600
CH,CM,CS,E,MP

Hewlett-Packard Co.
4080 Woodcock Drive, #132
Brownell Building
JACKSONVILLE, FL 32207
Tel: (904) 398-0663
CM,C*,E*,MS**

Hewlett-Packard Co.
P.O. Box 13910
6177 Lake Ellenor Drive
ORLANDO, FL 32809
Tel: (305) 859-2900
A,CH,CM,CS,E,MS

Hewlett-Packard Co.
6425 N. Pensacola Blvd.
Suite 4, Building 1
PENSACOLA, FL 32575
Tel: (904) 476-8422
A,CM,MS

Hewlett-Packard Co.
110 South Hoover, Suite 120
Vanguard Bldg.
TAMPA, FL 33609
Tel: (813) 872-0900
A*,CH,CM,CS,E*,M*

Georgia

Hewlett-Packard Co.
P.O. Box 105005
2000 South Park Place
ATLANTA, GA 30339
Tel: (404) 955-1500
Telex: 810-766-4890
A,CH,CM,CS,E,MP

Hewlett-Packard Co.
Executive Park Suite 306
P.O. Box 816
AUGUSTA, GA 30907
Tel: (404) 736-0592
CM,MS

Hewlett-Packard Co.
P.O. Box 2103
1172 N. Davis Drive
WARNER ROBINS, GA 31098
Tel: (912) 923-8831
CM,E

Hawaii

Hewlett-Packard Co.
Kawaiahao Plaza, Suite 190
567 South King Street
HONOLULU, HI 96813
Tel: (808) 526-1555
A,CH,CM,E,MS

Idaho

Hewlett-Packard Co.
11311 Chinden Boulevard
BOISE, ID 83707
Tel: (208) 376-6000
CH,CM,M*

Illinois

Hewlett-Packard Co.
211 Prospect Road
BLOOMINGTON, IL 61701
Tel: (309) 663-0383
CH,CM,MS**

Hewlett-Packard Co.
1100 31st Street
DOWNERS GROVE, IL 60515
Tel: (312) 960-5760
CH,CM,CS

Hewlett-Packard Co.
5201 Tollview Drive
ROLLING MEADOWS, IL 60008
Tel: (312) 255-9800
A,CH,CM,CS,E,MP

Indiana

Hewlett-Packard Co.
P.O. Box 50807
7301 No. Shadeland Avenue
INDIANAPOLIS, IN 46250
Tel: (317) 842-1000
A,CH,CM,CS,E,MS

Iowa

Hewlett-Packard Co.
5815 S.W. 5th Street
DES MOINES, IA 50315
Tel: (515) 243-5876
CH,CM,MS**

Hewlett-Packard Co.
2415 Heinz Road
IOWA CITY, IA 52240
Tel: (319) 351-1020
CH,CM,E*,MS

Kansas

Hewlett-Packard Co.
1644 S. Rock
WICHITA, KA 67207
Tel: (316) 265-5200
CH,CM

Kentucky

Hewlett-Packard Co.
10170 Linn Station Road
Suite 525
LOUISVILLE, KY 40223
Tel: (502) 426-0100
A,CH,CM,CS,MS

Louisiana

Hewlett-Packard Co.
P.O. Box 1449
3229 Williams Boulevard
KENNER, LA 70062
Tel: (504) 443-6201
A,CH,CM,CS,E,MS

Maryland

Hewlett-Packard Co.
7121 Standard Drive
HANOVER, MD 21076
Tel: (301) 796-7700
A,CH,CM,CS,E,MS

Hewlett-Packard Co.
2 Choke Cherry Road
ROCKVILLE, MD 20850
Tel: (301) 948-6370
Telex: 710-828-9685
A,CH,CM,CS,E,MP

Massachusetts

Hewlett-Packard Co.
32 Hartwell Avenue
LEXINGTON, MA 02173
Tel: (617) 861-8960
A,CH,CM,CS,E,MP

Michigan

Hewlett-Packard Co.
23855 Research Drive
FARMINGTON HILLS, MI 48024
Tel: (313) 476-6400
A,CH,CM,CS,E,MP

Hewlett-Packard Co.
4326 Cascade Road S.E.
GRAND RAPIDS, MI 49506
Tel: (616) 957-1970
CH,CM,CS,MS

Minnesota

Hewlett-Packard Co.
2025 W. Larpenteur Ave.
ST. PAUL, MN 55113
Tel: (612) 644-1100
A,CH,CM,CS,E,MP

Mississippi

Hewlett-Packard Co.
P.O. Box 5028
322 N. Mart Plaza
JACKSON, MS 39216
Tel: (601) 982-9363
CM,MS

Hewlett-Packard Co.
322 N. Mart Plaza
JACKSON, MS 39216
Tel: (601) 982-9363
CM,MS

Missouri

Hewlett-Packard Co.
11131 Colorado Avenue
KANSAS CITY, MO 64137
Tel: (816) 763-8000
Telex: 910-771-2087
A,CH,CM,CS,E,MS

Hewlett-Packard Co.
1024 Executive Parkway
ST. LOUIS, MO 63141
Tel: (314) 878-0200
A,CH,CM,CS,E,MP

Hewlett-Packard Co.
1024 Executive Parkway
ST. LOUIS, MO 63141
Tel: (314) 878-0200
A,CH,CM,CS,E,MP

Hewlett-Packard Co.
1024 Executive Parkway
ST. LOUIS, MO 63141
Tel: (314) 878-0200
A,CH,CM,CS,E,MP

Nebraska

Hewlett-Packard Co.
7101 Mercy Road
Suite 101, IBX Building
OMAHA, NE 68106
Tel: (402) 392-0948
CM,MS

Nevada

Hewlett-Packard Co.
Suite D-130
5030 Paradise Blvd.
LAS VEGAS, NV 89119
Tel: (702) 736-6610
CM,MS**

New Jersey

Hewlett-Packard Co.
Crystal Brook Professional Building
Route 35
EATONTOWN, NJ 07724
Tel: (201) 542-1384
A*,CM,C*,E*,P*

Hewlett-Packard Co.
W120 Century Road
PARAMUS, NJ 07652
Tel: (201) 265-5000
A,CH,CM,CS,E,MP

Hewlett-Packard Co.
60 New England Ave. West
PISCATAWAY, NJ 08854
Tel: (201) 981-1199
A,CH,CM,CS,E

New Mexico

Hewlett-Packard Co.
P.O. Box 11634
11300 Lomas Blvd., N.E.
ALBUQUERQUE, NM 87123
Tel: (505) 292-1330
Telex: 910-989-1185
CH,CM,CS,E,MS

New York

Hewlett-Packard Co.
5 Computer Drive South
ALBANY, NY 12205
Tel: (518) 458-1550
Telex: 710-444-4691
A,CH,CM,E,MS

Hewlett-Packard Co.
9600 Main Street
CLARENCE, NY 14031
Tel: (716) 759-8621
Telex: 710-523-1893
CH

Hewlett-Packard Co.
200 Cross Keys Office
FAIRPORT, NY 14450
Tel: (716) 223-9950
Telex: 510-253-0092
CH,CM,CS,E,MS

Hewlett-Packard Co.
No. 1 Pennsylvania Plaza
55th Floor
34th Street & 8th Avenue
NEW YORK, NY 10119
Tel: (212) 971-0800
CH,CM,CS,E*,M*

Hewlett-Packard Co.
5858 East Molloy Road
SYRACUSE NY 13211
Tel: (315) 455-2486
A,CH,CM,E,MS

Hewlett-Packard Co.
3 Crossways Park West
WOODBURY, NY 11797
Tel: (516) 921-0300
Telex: 510-221-2183
A,CH,CM,CS,E,MS

North Carolina

Hewlett-Packard Co.
P.O. Box 15579
2905 Guess Road (27705)
DURHAM, NC 27704
Tel: (919) 471-8466
C,M

Hewlett-Packard Co.
5605 Roanne Way
GREENSBORO, NC 27409
Tel: (919) 852-1800
A,CH,CM,CS,E,MS

Ohio

Hewlett-Packard Co.
9920 Carver Road
CINCINNATI, OH 45242
Tel: (513) 891-9870
CH,CM,CS,MS

Hewlett-Packard Co.
16500 Sprague Road
CLEVELAND, OH 44130
Tel: (216) 243-7300
Telex: 810-423-9430
A,CH,CM,CS,E,MS

Hewlett-Packard Co.
962 Crupper Ave.
COLUMBUS, OH 43229
Tel: (614) 436-1041
CH,CM,CS,E*

Ohio (Con't)

Hewlett-Packard Co.
330 Progress Rd.
DAYTON, OH 45449
Tel: (513) 859-8202
A,CH,CM,E*,MS

Oklahoma

Hewlett-Packard Co.
P.O. Box 366
1503 W. Gore Blvd., Suite #2
LAWTON, OK 73502
Tel: (405) 248-4248
C

Hewlett-Packard Co.
P.O. Box 32008
304 N. Meridan Avenue, Suite A
OKLAHOMA CITY, OK 73107
Tel: (405) 946-9499

A*,CH,CM,E*,MS

Hewlett-Packard Co.
Suite 121
9920 E. 42nd Street
TULSA, OK 74145
Tel: (918) 665-3300
A**,CH,CM,CS,M*

Oregon

Hewlett-Packard Co.
1500 Valley River Drive, Suite 330
EUGENE, OR 97401
Tel: (503) 683-8075
C

Hewlett-Packard Co.
9255 S. W. Pioneer Court
WILSONVILLE, OR 97070
Tel: (503) 682-8000
A,CH,CM,CS,E*,MS

Pennsylvania

Hewlett-Packard Co.
1021 8th Avenue
King of Prussia Industrial Park
KING OF PRUSSIA, PA 19406
Tel: (215) 265-7000

Telex: 510-660-2670
A,CH,CM,CS,E,MP

Hewlett-Packard Co.
111 Zeta Drive
PITTSBURGH, PA 15238
Tel: (412) 782-0400
A,CH,CM,CS,E,MP

South Carolina

Hewlett-Packard Co.
P.O. Box 6442
694 1-0 N. Trenholm Road
COLUMBIA, SC 29260
Tel: (803) 782-6493
CH,CM,E,MS

Hewlett-Packard Co.
814 Wade Hampton Blvd.
Suite 10
GREENVILLE, SC 29609
Tel: (803) 232-0917
C

Tennessee

Hewlett-Packard Co.
P.O. Box 22490
224 Peters Road
Suite 102

KNOXVILLE, TN 37922
Tel: (615) 691-2371
A*,CH,CM,MS

Hewlett-Packard Co.
3070 Directors Row
MEMPHIS, TN 38131
Tel: (901) 346-8370
A,CH,CM,MS

Hewlett-Packard Co.
Suite 103
478 Craighead Street
NASHVILLE, TN 37204
Tel: (615) 383-9136
CM,MS**

Texas

Hewlett-Packard Co.
Suite 310W
7800 Shoal creek Blvd.
AUSTIN, TX 78757
Tel: (512) 459-3143
CM,E

Hewlett-Packard Co.
Suite C-110
4171 North Mesa
EL PASO, TX 79902
Tel: (915) 533-3555
CH,CM,E*,MS**

Hewlett-Packard Co.
5020 Mark IV Parkway
FORT WORTH, TX 76106
Tel: (817) 625-6361
CM,C*

Hewlett-Packard Co.
P.O. Box 42816
10535 Harwin Street
HOUSTON, TX 77036
Tel: (713) 776-6400
A,CH,CM,CS,E,MP

Hewlett-Packard Co.
3309 67th Street
Suite 24
LUBBOCK, TX 79413
Tel: (806) 799-4472
M

Hewlett-Packard Co.
P.O. Box 1270
930 E. Campbell Rd.
RICHARDSON, TX 75081
Tel: (214) 231-6101
A,CH,CM,CS,E,MP

Hewlett-Packard Co.
205 Billy Mitchell Road
SAN ANTONIO, TX 78226
Tel: (512) 434-8241
CH,CM,CS,E,MS

Utah

Hewlett-Packard Co.
3530 W. 2100 South Street
SALT LAKE CITY, UT 84119
Tel: (801) 974-1700
A,CH,CM,CS,E,MS

Virginia

Hewlett-Packard Co.
P.O. Box 9669
2914 Hungary Spring Road
RICHMOND, VA 23228
Tel: (804) 285-3431
A,CH,CM,CS,E,MS

Hewlett-Packard Co.
P.O. Box 4786
3110 Peters Creek Road, N.W.
ROANOKE, VA 24015
Tel: (703) 563-2205
CH,CM,E**

Hewlett-Packard Co.
P.O. Box 12778
5700 Thurston Avenue
Suite 111
VIRGINIA BEACH, VA 23455
Tel: (804) 460-2471
CH,CM,MS

Washington

Hewlett-Packard Co.
15815 S.E. 37th Street
BELLEVUE, WA 98006
Tel: (206) 643-4000
A,CH,CM,CS,E,MP

Hewlett-Packard Co.
Suite A
708 North Argonne Road
SPOKANE, WA 99206
Tel: (509) 922-7000
CH,CM,CS

West Virginia

Hewlett-Packard Co.
4604 MacCorkle Ave., S.E.
CHARLESTON, WV 25304
Tel: (304) 925-0492
A,CM,MS

Wisconsin

Hewlett-Packard Co.
150 S. Sunny Slope Road
BROOKFIELD, WI 53005
Tel: (414) 784-8800
A,CH,CM,CS,E*,MP

URUGUAY

Pablo Ferrando S.A.C. e.l.
Avenida Italia 2877
Casilla de Correo 370
MONTEVIDEO
Tel: 80-2586
Telex: Public Booth 901
A,CM,E,M
Guillermo Kraft del Uruguay S.A.
Av. Lib. Brig. Gral. Lavalleja 2083
MONTEVIDEO
Tel: 234588, 234808, 208830
Telex: 6245 ACTOUR UY
P

U.S.S.R.

Hewlett-Packard Co.
Representative Office
Pokrovsky Blvd. 4/17 KV12
MOSCOW 101000 Tel: 294-2024
Telex: 7825 HEWPACK SU

VENEZUELA

Hewlett-Packard de Venezuela C.A.
Apartado 50933
3A Transversal Los Ruices Norte
Edificio Segre
CARACAS 1071
Tel: 239-4133
Telex: 25146 HEWPACK
A,CH,CS,E,MS,P

YUGOSLAVIA

Iskra-Commerce-Representation of
Hewlett-Packard
Sava Cenlar Delegacija 30
Milentija Popovica 9
11170 BEOGRAD
Tel: 638-762
Telex: 12042, 12322 YU SAV CEN
Iskra-Commerce-Representation of
Hewlett-Packard
Kopraska 46
61000 LJUBLJANA
Tel: 321674, 315879
Telex:

ZAIRE

Compufer & Industrial Engineering
25 Avenue de la Justice
B.P. 10-976
Kinshasa I/Zaire
GOMBE
Tel: 32063
Telex: 21-457 SGEKIN ZR
CH,CS

ZIMBABWE

Field Technical Sales
45 Kelvin Road, North
P.B. 3458
SALISBURY
Tel: 705 231
Telex: 4-122 RH
C,E,M,P

FOR COUNTRIES AND AREAS NOT LISTED:**CANADA**

Ontario
Hewlett-Packard (Canada) Ltd.
6877 Goreway Drive
MISSISSAUGA, Ontario L4V 1M8
Tel: (416) 678-9430
Telex: 610-492-4246

EASTERN USA

Maryland
Hewlett-Packard Co.
4 Choke Cherry Road
Rockville, MD 20850
Tel: (301) 258-2000

MIDWESTERN USA

Illinois
Hewlett-Packard Co.
5201 Tollview Drive
ROLLING MEADOWS, IL 60008
Tel: (312) 255-9800

SOUTHERN USA

Georgia
Hewlett-Packard Co.
P.O. Box 105005
450 Interstate N. Parkway
ATLANTA, GA 30339
Tel: (404) 955-1500

WESTERN USA

California
Hewlett-Packard Co.
3939 Lankersim Blvd.
LOS ANGELES, CA 91604
Tel: (213) 877-1282

EUROPEAN AREAS NOT LISTED, CONTACT

SWITZERLAND
Hewlett-Packard S.A.
7 Rue du Bois-du-Lan
CH-1217 MEYRIN 2, Switzerland
Tel: (022) 83-81-11
Telex: 27835 hpse
Cable: HEWPACKSA Geneve

EAST EUROPEAN AREAS NOT LISTED, CONTACT

AUSTRIA
Hewlett-Packard Ges.m.b.h.
Wehlstrasse 29
P.O. Box 7
A-1205 VIENNA
Tel: (222) 35-16-210
Telex: 135823/135066

MEDITERRANEAN AND MIDDLE EAST AREAS NOT LISTED, CONTACT

GREECE
Hewlett-Packard S.A.
Mediterranean & Middle East
Operations
32 Kifissias Ave.
Atrina Center
PARADISOS, Amaroussion
Tel: 808-1741-4
Telex: 21-6588 HPAT GR
Cable: HEWPACKSA Athens

INTERNATIONAL AREAS NOT LISTED, CONTACT

OTHER AREAS
Hewlett-Packard Co.
Intercontinental Headquarters
3495 Deer Creek Road
PALO ALTO, CA 94304
Tel: (415) 857-1501
Telex: 034-8300
Cable: HEWPACK

FOR COUNTRIES AND AREAS NOT LISTED, CONTACT:**AFRICA****NORTHERN AND CENTRAL AFRICA****SWITZERLAND**

Hewlett-Packard S.A.
7 Rue du Bois-du-Lan
CH-1217 MEYRIN 2, Switzerland
Tel: (022) 98-96-51
Telex: 27835 hpse
Cable: HEWPACKSA Geneve

ASIA**HONG KONG**

Hewlett-Packard Asia Ltd.
6th Floor, Sun Hung Kai Center
30 Harbor Rd.
G.P.O. Box 795
HONG KONG
Tel: 5-832 3211
Telex: 66678 HEWPA HX
Cable: HP ASIA LTD Hong Kong

EUROPE**EASTERN EUROPE****AUSTRIA**

Hewlett-Packard Ges.m.b.h.
Wehlstrasse 29
P.O.Box 7
A-1205 VIENNA
Tel: (222) 35-16-210
Telex: 135823/135066

NORTHERN EUROPE**THE NETHERLANDS**

Hewlett-Packard S.A.
Uilenstede 475
NL-1183 AG AMSTELVEEN, The
Netherlands
P.O.Box 999
NL-1180 AZ AMSTELVEEN, The
Netherlands
Tel: 20 437771

SOUTH EASTERN EUROPE**SWITZERLAND**

Hewlett-Packard S.A.
7 Rue du Bois-du-Lan
CH-1217 MEYRIN 2, Switzerland
Tel: (022) 98-96-51
Telex: 27835 hpse
Cable: HEWPACKSA Geneve
(Offices in the World Trade Center)

MEDITERRANEAN AND MIDDLE EAST**GREECE**

Hewlett-Packard S.A.
Mediterranean and Middle East
Operations
Atrina Centre
32 Kifissias Ave.
Amaroussion, ATHENS, Greece
Tel: 808-0359 808-0429
Telex: 21-6588
Cable: HEWPACKSA Athens

OTHER INTERNATIONAL AREAS

Hewlett-Packard Co.
Intercontinental Headquarters
3495 Deer Creek Road
PALO ALTO, CA 94304
Tel: (415) 857-1501
Telex: 034-8300
Cable: HEWPACK
August 1981 5952-6900

